



OREGON HEALTH & SCIENCE UNIVERSITY
(A Component Unit of the State of Oregon)

Financial Statements and Supplementary Information; Independent
Auditors' Report on Compliance for Each Major Federal
Program; Report on Internal Control Over Compliance; and Report on
Schedule of Expenditures of Federal Awards Required by the Uniform
Guidance

Year Ended June 30, 2023

(With Independent Auditors' Report Thereon)

OREGON HEALTH & SCIENCE UNIVERSITY

Year ended June 30, 2023

Table of Contents

	Page(s)
Independent Auditors' Report	1–3
Independent Auditors' Report on Internal Control Over Financial Reporting and on Compliance and Other Matters Based on an Audit of Financial Statements Performed in Accordance With <i>Government Auditing Standards</i>	4–5
Management Discussion and Analysis	6–30
Financial Statements:	
Statements of Net Position	31–32
Statements of Revenues, Expenses, and Changes in net Position	33
Statements of Cash Flows	34–35
Nongovernmental Discretely Presented Component Units – Consolidated Balance Sheets	36–37
Nongovernmental Discretely Presented Component Units – Consolidated Statements of Operations	38
Nongovernmental Discretely Presented Component Units – Consolidated Statements of Changes in Net Assets	39
Notes to Financial Statements	40–108
Required Supplementary Information (Unaudited)	109
Supplementary information:	
Combining Schedules of Net Position, June 30, 2023 with comparative totals for June 30, 2022 – Schedule 1	110-111
Combining Schedules of Revenues, Expenses, and Changes in Net Position, Years ended June 30, 2023 and 2022 – Schedule 2	112
Nongovernmental Discretely Presented Component Units – Consolidated Balance Sheets – Schedule 3	113–114
Nongovernmental Discretely Presented Component Units – Consolidated Statements of Operations – Schedule 4	115
Nongovernmental Discretely Presented Component Units – Consolidated Statements of Changes in Net Assets – Schedule 5	116

OREGON HEALTH & SCIENCE UNIVERSITY

Year ended June 30, 2023

Table of Contents

Independent Auditors' Report on Compliance for Each Major Federal Program; Report on Internal Control over Compliance; and Report on Schedule of Expenditures of Federal Awards Required by the Uniform Guidance	117–119
Schedule of Expenditures of Federal Awards	120–135
Notes to Schedule of Expenditures of Federal Awards	136–137
Schedule of Findings and Questioned Costs	138



KPMG LLP
Suite 3800
1300 South West Fifth Avenue
Portland, OR 97201

Independent Auditors' Report

The Board of Directors
Oregon Health & Science University:

Report on the Audit of the Financial Statements

Opinions

We have audited the financial statements of the business-type activities and the aggregate discretely presented component units of Oregon Health & Science University (OHSU), as of and for the years ended June 30, 2023 and 2022, and the related notes to the financial statements, which collectively comprise OHSU's basic financial statements as listed in the table of contents.

In our opinion, the accompanying financial statements referred to above present fairly, in all material respects, the respective financial position of the business-type activities and the aggregate discretely presented component units of OHSU, as of June 30, 2023 and 2022, and the respective changes in financial position, and, where applicable, cash flows thereof for the years then ended in accordance with U.S. generally accepted accounting principles.

Basis for Opinions

We conducted our audit in accordance with auditing standards generally accepted in the United States of America (GAAS) and the standards applicable to financial audits contained in *Government Auditing Standards*, issued by the Comptroller General of the United States. Our responsibilities under those standards are further described in the Auditors' Responsibilities for the Audit of the Financial Statements section of our report. We are required to be independent of OHSU, and to meet our other ethical responsibilities, in accordance with the relevant ethical requirements relating to our audit. We believe that the audit evidence we have obtained is sufficient and appropriate to provide a basis for our audit opinions.

Responsibilities of Management for the Financial Statements

Management is responsible for the preparation and fair presentation of the financial statements in accordance with U.S. generally accepted accounting principles, and for the design, implementation, and maintenance of internal control relevant to the preparation and fair presentation of financial statements that are free from material misstatement, whether due to fraud or error.

In preparing the financial statements, management is required to evaluate whether there are conditions or events, considered in the aggregate, that raise substantial doubt about OHSU's ability to continue as a going concern for twelve months beyond the financial statement date, including any currently known information that may raise substantial doubt shortly thereafter.

Auditors' Responsibilities for the Audit of the Financial Statements

Our objectives are to obtain reasonable assurance about whether the financial statements as a whole are free from material misstatement, whether due to fraud or error, and to issue an auditors' report that includes our opinions. Reasonable assurance is a high level of assurance but is not absolute assurance and therefore is not a guarantee that an audit conducted in accordance with GAAS and *Government Auditing Standards* will always detect a material misstatement when it exists. The risk of not detecting a material misstatement resulting from fraud is higher than for one resulting from error, as fraud may involve collusion, forgery, intentional omissions,



misrepresentations, or the override of internal control. Misstatements are considered material if there is a substantial likelihood that, individually or in the aggregate, they would influence the judgment made by a reasonable user based on the financial statements.

In performing an audit in accordance with GAAS and *Government Auditing Standards*, we:

- Exercise professional judgment and maintain professional skepticism throughout the audit.
- Identify and assess the risks of material misstatement of the financial statements, whether due to fraud or error, and design and perform audit procedures responsive to those risks. Such procedures include examining, on a test basis, evidence regarding the amounts and disclosures in the financial statements.
- Obtain an understanding of internal control relevant to the audit in order to design audit procedures that are appropriate in the circumstances, but not for the purpose of expressing an opinion on the effectiveness of OHSU's internal control. Accordingly, no such opinion is expressed.
- Evaluate the appropriateness of accounting policies used and the reasonableness of significant accounting estimates made by management, as well as evaluate the overall presentation of the financial statements.
- Conclude whether, in our judgment, there are conditions or events, considered in the aggregate, that raise substantial doubt about OHSU's ability to continue as a going concern for a reasonable period of time.

We are required to communicate with those charged with governance regarding, among other matters, the planned scope and timing of the audit, significant audit findings, and certain internal control related matters that we identified during the audit.

Required Supplementary Information

U.S. generally accepted accounting principles require that the management's discussion and analysis, schedule of OHSU's proportionate share of the net pension liability and related ratios, and schedule of defined-benefit pension plan contributions be presented to supplement the basic financial statements. Such information is the responsibility of management and, although not a part of the basic financial statements, is required by the Governmental Accounting Standards Board who considers it to be an essential part of financial reporting for placing the basic financial statements in an appropriate operational, economic, or historical context. We have applied certain limited procedures to the required supplementary information in accordance with GAAS, which consisted of inquiries of management about the methods of preparing the information and comparing the information for consistency with management's responses to our inquiries, the basic financial statements, and other knowledge we obtained during our audit of the basic financial statements. We do not express an opinion or provide any assurance on the information because the limited procedures do not provide us with sufficient evidence to express an opinion or provide any assurance.

Supplementary Information

Our audits were conducted for the purpose of forming opinions on the financial statements that collectively comprise OHSU's basic financial statements. The supplemental information included in schedules 1 through 5 is presented for purposes of additional analysis and are not a required part of the basic financial statements. Such information is the responsibility of management and was derived from and relates directly to the underlying accounting and other records used to prepare the basic financial statements. The information has been subjected to the auditing procedures applied in the audit of the basic financial statements and certain additional procedures, including comparing and reconciling such information directly to the underlying accounting and other records used to prepare the basic financial statements or to the basic financial statements themselves, and other additional procedures in accordance with GAAS. In our opinion, the information is fairly stated, in all material respects, in relation to the basic financial statements as a whole.



Other Reporting Required by *Government Auditing Standards*

In accordance with *Government Auditing Standards*, we have also issued our report dated October 27, 2023 on our consideration of OHSU's internal control over financial reporting and on our tests of its compliance with certain provisions of laws, regulations, contracts, and grant agreements and other matters. The purpose of that report is solely to describe the scope of our testing of internal control over financial reporting and compliance and the results of that testing, and not to provide an opinion on the effectiveness of OHSU's internal control over financial reporting or on compliance. That report is an integral part of an audit performed in accordance with *Government Auditing Standards* in considering OHSU's internal control over financial reporting and compliance.

KPMG LLP

Portland, Oregon
October 27, 2023



KPMG LLP
Suite 3800
1300 South West Fifth Avenue
Portland, OR 97201

Independent Auditors' Report on Internal Control Over Financial Reporting and on Compliance and Other Matters Based on an Audit of Financial Statements Performed in Accordance With *Government Auditing Standards*

Board of Directors
Oregon Health & Science University

We have audited, in accordance with the auditing standards generally accepted in the United States of America and the standards applicable to financial audits contained in *Government Auditing Standards* issued by the Comptroller General of the United States, the financial statements of the business-type activities and aggregate discretely presented component units of Oregon Health & Science University (OHSU), which comprise Oregon Health & Science University's statement of financial position and the Tuality Healthcare and subsidiaries (Tuality) consolidated balance sheet as of June 30, 2023, and the related OHSU statements of revenues, expenses, and changes in net position, and cash flows for the year then ended, and the related notes to the financial statements, and have issued our report thereon dated October 27, 2023.

Report on Internal Control Over Financial Reporting

In planning and performing our audit of the financial statements, we considered OHSU's internal control over financial reporting (internal control) as a basis for designing audit procedures that are appropriate in the circumstances for the purpose of expressing our opinion on the financial statements, but not for the purpose of expressing an opinion on the effectiveness of OHSU's internal control. Accordingly, we do not express an opinion on the effectiveness of OHSU's internal control.

A deficiency in internal control exists when the design or operation of a control does not allow management or employees, in the normal course of performing their assigned functions, to prevent, or detect and correct, misstatements on a timely basis. A material weakness is a deficiency, or a combination of deficiencies, in internal control such that there is a reasonable possibility that a material misstatement of the entity's financial statements will not be prevented, or detected and corrected, on a timely basis. A significant deficiency is a deficiency, or a combination of deficiencies, in internal control that is less severe than a material weakness, yet important enough to merit attention by those charged with governance.

Our consideration of internal control was for the limited purpose described in the first paragraph of this section and was not designed to identify all deficiencies in internal control that might be material weaknesses or significant deficiencies. Given these limitations, during our audit we did not identify any deficiencies in internal control that we consider to be material weaknesses. However, material weaknesses or significant deficiencies may exist that were not identified.

Report on Compliance and Other Matters

As part of obtaining reasonable assurance about whether OHSU's financial statements are free from material misstatement, we performed tests of its compliance with certain provisions of laws, regulations, contracts, and grant agreements, noncompliance with which could have a direct and material effect on the financial statements. However, providing an opinion on compliance with those provisions was not an objective of our audit, and accordingly, we do not express such an opinion. The results of our tests disclosed instances of noncompliance or other matters that are required to be reported under *Government Auditing Standards*.



Purpose of This Report

The purpose of this report is solely to describe the scope of our testing of internal control and compliance and the results of that testing, and not to provide an opinion on the effectiveness of the entity's internal control or on compliance. This report is an integral part of an audit performed in accordance with *Government Auditing Standards* in considering the entity's internal control and compliance. Accordingly, this communication is not suitable for any other purpose.

KPMG LLP

Portland, Oregon
October 27, 2023

OREGON HEALTH & SCIENCE UNIVERSITY

(A Component Unit of the State of Oregon)

Management Discussion and Analysis (Unaudited)

June 30, 2023 and 2022

(Dollars in thousands)

Introduction

Oregon Health & Science University (OHSU or the University) is Oregon's only public academic health center and one of the only universities in the US devoted exclusively to educating physicians, dentists, nurses, pharmacists, public health professionals and others in healthcare, biology and medicine. It is a national leader in education of health professionals and scientists, advanced biomedical and healthcare research, leading edge patient care, and outreach. As part of its multifaceted public mission, OHSU strives for excellence in education, research and scholarship, clinical practice, and community service. Through its dynamic interdisciplinary environment, OHSU stimulates the spirit of inquiry, initiative, and cooperation among students, faculty, and staff.

The following discussion and analysis provide an overview of the financial activities of OHSU for the year ended June 30, 2023 and should be read in conjunction with the financial statements and related note disclosures. This discussion was prepared by management and is designed to focus on current activities, resulting changes, and current known facts with selective comparative information for the years ended June 30, 2022 and 2021.

Financial Highlights

To manage its operations and monitor its financial position, OHSU focuses on two key indicators: the total change in OHSU's net position, which includes the Foundation, investment income and other nonoperating items, and the "Total University" operations component of operating income (before consolidation of the Foundation and reclassifications of state appropriations to nonoperating revenues).

The broadest measure of OHSU's financial strength is reflected in net position, the difference between assets and deferred outflows, and liabilities and deferred inflows. OHSU's net position was \$4.1 billion in fiscal year 2023 compared to fiscal year 2022 net position of \$3.9 billion, an increase of \$149 million, largely offsetting the prior year net position decrease of \$150 million. This follows an increase of \$493 million in fiscal year 2021. Despite the impact of the pandemic on earnings from operations, OHSU's net position increased by a cumulative 13.2% or \$478 million, from \$3.6 billion as of June 30, 2019 to \$4.1 billion as of June 30, 2023 due to positive operating income, strong investment returns, and cumulative federal relief for COVID-19, with the largest funding provided by the CARES Act Provider Relief Fund and Federal Emergency Management Agency (FEMA) Public Assistance Program.

When measuring operating results for the University, OHSU uses a single line "equity method" for the OHSU Foundation. The "equity method" follows the "Total University" column on the combining financial statements included at the end of these financial statements, with gifts recorded when transferred from the Foundation to the University for use and state appropriations included within operating revenues.

The receipt and then spending of large gifts, and accrued expenses for Oregon Public Employees Retirement System (PERS) pension have caused large swings in OHSU's revenues and expenses over time. Management uses the analysis of adjusted operating income on the following table to track underlying performance on a consistent basis where expenses for pension benefits are recorded on a cash basis, rather than an accrual basis, as they were prior to adoption of GASB 68.

OREGON HEALTH & SCIENCE UNIVERSITY
(A Component Unit of the State of Oregon)

Management Discussion and Analysis (Unaudited)

June 30, 2023 and 2022

(Dollars in thousands)

**Analysis of Total University Column of Combining Statements of
Revenues, Expense, and Changes in Net Position**

Years ended June 30, 2023 and 2022

(Dollars in thousands)

	<u>2023</u>	<u>2022</u>	<u>\$ Change</u>	<u>% Change</u>
Patient service revenue, net	\$ 3,337,828	2,845,352	492,476	17.3 %
Other revenues	1,235,075	1,141,373	93,702	8.2
Total operating revenues	<u>4,572,903</u>	<u>3,986,725</u>	<u>586,178</u>	<u>14.7</u>
Salaries, wages, and benefits, net of pension accrual	2,738,646	2,494,426	244,220	9.8
Services, supplies, and other	1,529,699	1,337,319	192,380	14.4
Depreciation and amortization, and interest	251,603	244,701	6,902	2.8
Total operating expenses, net of pension accrual	<u>4,519,948</u>	<u>4,076,446</u>	<u>443,502</u>	<u>10.9</u>
Adjusted operating income (loss)	52,955	(89,721)	142,676	159.0
Cash basis pension expense	53,561	54,976	(1,415)	2.6
Accrual basis pension expense	(37,947)	(23,008)	(14,939)	64.9
Operating income (loss)	68,569	(57,753)	126,322	218.7
Investment income and gain(loss) in fair value of investments	119,421	(134,264)	253,685	188.9
State appropriations	62,690	41,240	21,450	52.0
COVID-19 relief grants	—	33,514	(33,514)	100.0
FEMA public assistance program	22,576	8,966	13,610	151.8
Other nonoperating, Foundation, and eliminations/reclasses	(149,638)	(67,698)	(81,940)	121.0
Total net income (loss) before contributions for capital and other	123,618	(175,995)	299,613	170.2
Other changes in net position	25,573	25,698	(125)	0.5
Total increase (decrease) in net position	<u>\$ 149,191</u>	<u>(150,297)</u>	<u>299,488</u>	<u>199.3 %</u>

In fiscal year 2023, OHSU's adjusted operating income was \$53 million, a positive year-over-year variance of \$143 million when compared to an adjusted operating loss of \$(90) million in fiscal year 2022. Operating revenues increased by 14.7% compared to the prior fiscal year, outpacing the growth of operating expenses at 10.9%. The most notable contribution to operating revenue has been the increase to net patient revenue of \$492 million or 17.3%. OHSU hospital admissions increased by 4.3%, inpatient census by 5.1%, surgical cases by 9.2%, emergency visits by 8.9%, and ambulatory visits by 3.3% in fiscal year 2023. This growth reflects strong demand for OHSU's services together with improved staffing, access, and throughput. Adjusting for the PERS pension benefit, the Total University's operating income (loss) was \$69 million and \$(58) million in fiscal years 2023 and 2022, respectively.

OREGON HEALTH & SCIENCE UNIVERSITY

(A Component Unit of the State of Oregon)

Management Discussion and Analysis (Unaudited)

June 30, 2023 and 2022

(Dollars in thousands)

Fiscal year results reflect the continuing impact of OHSU's Improving Financial Performance (IFP) effort, co-led by the CEO of OHSU Health and the Dean of the School of Medicine, and reporting directly to the University President. IFP engages a wide range of faculty and administrative leadership, as well as an external advisory committee. Major financial improvements have been secured in the work streams of operations and efficiency; pharmacy, imaging and professional services growth; and operating room and procedural growth; as well as university-wide efforts to eliminate vacant positions wherever possible and control hiring with an emphasis on safety, reducing contract labor, and focused growth. OHSU is actively seeking additional revenues, working with public, private, and philanthropic partners to support strategic priorities. Advancing member and clinician wellness is also a key component of continued success.

OHSU continues to receive strong support from the State of Oregon as shown by a \$21 million increase in state appropriations from \$41 million in fiscal year 2022 to \$63 million in fiscal year 2023, including \$20 million for OHSU's 30-30-30 initiative to increase the number of graduates in the health professions as well as student diversity. As part of OHSU's Intergovernmental Transfer (IGT) partnership with the State of Oregon, which helps secure major funding for the Oregon Health Plan, OHSU receives a percentage of the cost of care for Medicaid and other low-income patients. Reflecting the postpandemic inflation environment and a midbiennium rebalance of the state budget, this support increased by \$102.5 million from fiscal year 2022 to fiscal year 2023, including \$57.5 million relating to last fiscal year. In fiscal year 2023, OHSU refined its reporting of IGT program support to better align with the State's reporting; this resulted in some reclassification of revenues among line items within the same total for operating revenues.

Not included within operating revenues or operating income is FEMA Public Assistance and CARES Act grants and investment income and gain (loss) in fair value of investments. OHSU recorded FEMA and CARES Act grants in nonoperating revenues of \$23 million and \$42 million in fiscal years 2023 and 2022, respectively. Both equity and fixed income markets exhibited volatility during fiscal year 2023. Investment losses occurred during the first quarter of the fiscal year, then markets rebounded in the last three quarters. OHSU recorded a gain of \$119 million and loss of \$134 million in fiscal years 2023 and 2022, respectively.

Long-term trends occurring in Oregon and nationally of payments per case not keeping up with rising labor, pharmacy, and medical supply costs, accelerated as fiscal year 2023 progressed. With strong demand for OHSU's services and strong revenue growth, operating results show improvement year over year, but with considerable month-to-month variability. Healthcare earnings are highly concentrated in a relatively small number of complex and high-cost cases that, depending on reimbursement, can impact an individual month's results. OHSU continues to focus on its IFP efforts to offset these factors.

Management recognizes that healthcare across Oregon and the nation is facing serious financial challenges. However, management believes that the pandemic has also been a catalyst for change. OHSU's ongoing focus is to support our people; build community engagement and health equity; improve access and grow strategically; advance OHSU's missions of education, research, patient care, and outreach that make us unique in Oregon; and build for the future.

OREGON HEALTH & SCIENCE UNIVERSITY

(A Component Unit of the State of Oregon)

Management Discussion and Analysis (Unaudited)

June 30, 2023 and 2022

(Dollars in thousands)

Subsequent to fiscal year ended June 30, 2023, on August 17, 2023, OHSU announced the execution of a nonbinding letter of intent with Legacy Health setting forth proposed terms to create a combined healthcare system with OHSU serving as the combined system's sole corporate parent. It can be viewed here:

<https://emma.msrb.org/P21757008.pdf>.

COVID-19 Funding

Significant federal and state COVID-19 financial and liquidity support was provided to OHSU in the form of grants and loans in fiscal years 2023, 2022, and 2021. The key programs included:

- Medicare Advance Payment Program
- CARES Act Federal Insurance Contributions Act (FICA) Deferral
- CARES Act Provider Relief Fund
- Higher Education Emergency Relief Fund (HEERF) Grants
- American Rescue Plan Act (ARPA)
- Federal Emergency Management Agency (FEMA) Public Assistance Program

OHSU has reported COVID-19 support in nonoperating revenues of \$22.6 million, \$42.5 million, and \$72.6 million in fiscal years 2023, 2022, and 2021, respectively.

Results of Operations

The statements of revenues, expenses, and changes in net position present OHSU's results of operations, including the Foundation. In accordance with generally accepted accounting principles for a government entity, revenues and expenses are classified as either operating or nonoperating.

The programs and operations of the University and the Foundation are funded from a broad range of sources, some of which are classified as operating and others as nonoperating. While state appropriations and CARES Act and FEMA grants are reported as nonoperating revenues, the funding supports operating expenses and lost operating revenues.

Similarly, reporting of Foundation operating expenses, including transfers to the University, as well as fundraising, and other costs that are funded in part by endowment investment income are reported as nonoperating, but support operating activities. Also, investment income and gain (loss) in fair value of investments, used to support operations, is reported as nonoperating while the PERS defined-benefit pension expense, reported as an operating activity under GASB 68, includes prior year PERS systemwide plan investment returns.

OREGON HEALTH & SCIENCE UNIVERSITY

(A Component Unit of the State of Oregon)

Management Discussion and Analysis (Unaudited)

June 30, 2023 and 2022

(Dollars in thousands)

When measuring OHSU as a whole, management believes that the net income (loss) before contributions for capital and other, which includes both operating and nonoperating revenues, provides the most useful indicator of financial performance for the years ended June 30, 2023, 2022, and 2021.

Condensed Statements of Revenues, Expenses, and Changes in Net Position

June 30, 2023, 2022 and 2021

(Dollars in thousands)

	<u>2023</u>	<u>2022</u>	<u>2021</u>
Patient service revenue, net	\$ 3,337,828	2,845,352	2,595,048
Gifts, grants, and contracts	758,380	782,289	703,065
All other operating revenues	<u>361,094</u>	<u>314,393</u>	<u>308,112</u>
Total operating revenues	<u>4,457,302</u>	<u>3,942,034</u>	<u>3,606,225</u>
Salaries, wages, and benefits	2,702,614	2,455,284	2,166,014
Defined-benefit pension	37,947	23,008	113,695
All other operating expenses	<u>1,798,799</u>	<u>1,589,138</u>	<u>1,406,739</u>
Total operating expenses	<u>4,539,360</u>	<u>4,067,430</u>	<u>3,686,448</u>
Operating income (loss)	(82,058)	(125,396)	(80,223)
Other nonoperating revenues (expenses)	120,410	(134,319)	443,981
State appropriations	62,690	41,240	44,243
CARES Act, ARPA, and FEMA grants	<u>22,576</u>	<u>42,480</u>	<u>72,593</u>
Net income (loss) before contributions for capital and other	123,618	(175,995)	480,594
Other changes in net position	<u>25,573</u>	<u>25,698</u>	<u>12,132</u>
Total change in net position	\$ <u><u>149,191</u></u>	<u><u>(150,297)</u></u>	<u><u>492,726</u></u>

OHSU's consolidated net income before contributions for capital and other was \$124 million in fiscal year 2023, compared to a loss of \$176 million, in fiscal year 2022. This followed by a gain of \$481 million in fiscal year 2021.

Fiscal year 2023 results reflect strong patient service volume and revenue growth, positive impact from a midbiennium rebalance of the IGT program (with two years of favorable adjustment paid in one year), and gains from IFP, offset by a shift from commercial to Medicare insurance coverage, higher drug costs and shortfalls in the 340b contract pharmacy program, and higher partner support to Hillsboro Medical Center and Adventist Health Portland. In fiscal year 2022, OHSU financial results were acutely impacted by Delta and Omicron surges, inflationary pressures, labor shortages, and negative investment returns. Mitigating some of the challenges were higher than expected research and education support from the State through the Medicaid IGT program and \$42 million in federal economic relief funds (grants).

OREGON HEALTH & SCIENCE UNIVERSITY
(A Component Unit of the State of Oregon)

Management Discussion and Analysis (Unaudited)

June 30, 2023 and 2022

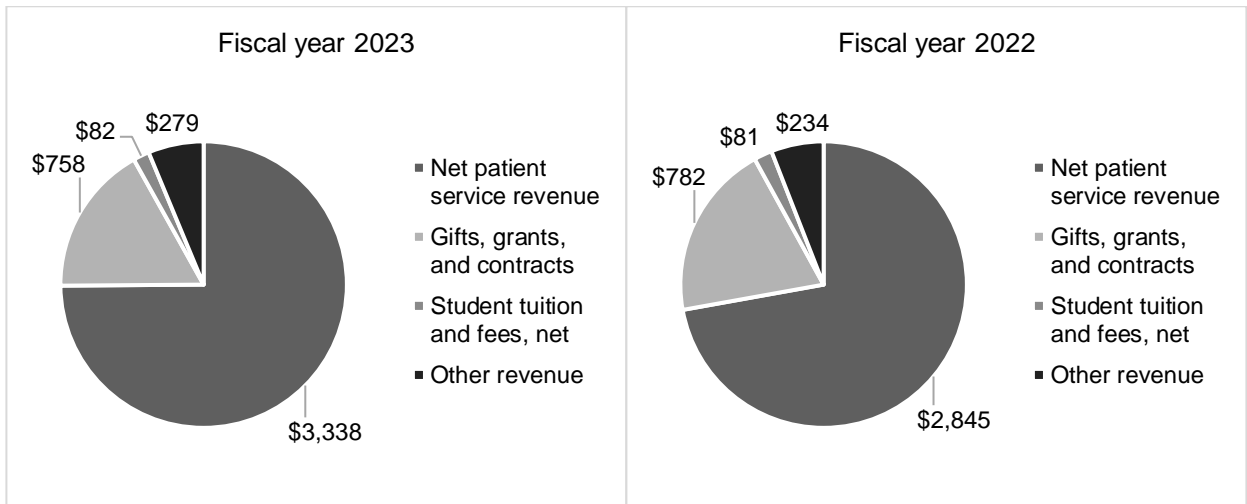
(Dollars in thousands)

Revenues Supporting Core Activities

OHSU's operating revenues for fiscal year 2023 total \$4.5 billion, an increase of 13.1% from fiscal year 2022 at \$3.9 billion. The increase was driven by patient service revenue, grants, gifts and contracts, and pharmaceutical services.

**Operating Revenue by Source
Fiscal years 2023 and 2022**

(Dollars in millions)



Increases in patient service revenue reflected a 3.6% increase in patient activity when measured by case mix index and outpatient-adjusted admissions. All-payer case mix index remains strong at 2.52.

Grants, gifts, and contracts recorded in fiscal year 2023 were \$758 million, compared to \$782 million in fiscal year 2022. The University continues to report consistent growth in federal government and industry grants, an indicator of the success of OHSU's research and other programs, along with steady increases in medical contracts over the last two fiscal years, reflecting partnerships that extend OHSU programs across the region.

OREGON HEALTH & SCIENCE UNIVERSITY

(A Component Unit of the State of Oregon)

Management Discussion and Analysis (Unaudited)

June 30, 2023 and 2022

(Dollars in thousands)

Gifts are recorded at the OHSU Foundation when pledged, and at the University when transferred from the Foundation and applied to program expenditures. The receipt of large gifts pledged in one year, received in cash over time, then spent during subsequent periods, results in significant fluctuation in the gift component of OHSU revenues on a combined basis. Gifts from the Foundation continue to provide critical funding to faculty, programs, and academic initiatives.

	Fiscal year ended June 30		
	2023	2022	2021
	(Dollars in thousands)		
University grants and contracts, direct portion	\$ 593,799	576,415	534,952
University grants and contracts, indirect cost recovery	122,431	113,001	105,887
Foundation gifts, net of eliminations, transferred to the University	<u>42,150</u>	<u>92,873</u>	<u>62,226</u>
Total gifts, grants, and contracts	<u>\$ 758,380</u>	<u>782,289</u>	<u>703,065</u>

Student tuition and fees were \$82 million and \$81 million in fiscal years 2023 and 2022, respectively. Fiscal year 2023 marks the tenth year of the OHSU Tuition Promise. Under this initiative, students enrolled in eligible clinical degree programs pay a tuition rate that is fixed for the remainder of their studies, as long as they complete the degree within the normal timeframe specified by the program.

Other revenue increased in fiscal year 2023 by \$46 million, or 19.7%, from fiscal year 2022 in part from increases in outpatient pharmaceutical sales. OHSU provides drug treatment to patients through normal retail sales, as well as a specialty pharmacy where patients are able to obtain specialty drugs delivered to their homes for complex conditions such as autoimmune diseases and organ transplants.

Reported in nonoperating revenues (expenses), fiscal year 2023 investment income and fair value of investments was a gain of \$119 million, primarily due to strong investment returns. This compared to a loss of \$134 million in fiscal year 2022, as the market responded to pressures of inflation, Federal Reserve tightening interest rates, and the war in Ukraine.

State appropriations, reported in other nonoperating revenues (expenses), totaled \$63 million in fiscal year 2023 and \$41 million in 2022. State appropriations support education in the Schools of Nursing, Dentistry, and Medicine, as well as operations of the Child Development and Rehabilitation Center, the Office of Rural Health, and the Poison Center. In fiscal year 2023, state appropriations include an increase of \$20 million for OHSU's 30-30-30 plan to help address the state's urgent healthcare workforce needs by increasing the number of graduates from clinical programs by 30% and increase all OHSU learner diversity to 30% by the year 2030.

OHSU's financials reflect \$23 million and \$9 million of FEMA Public Assistance Program funds in fiscal years 2023 and 2022, respectively, and \$0 and \$34 million in CARES Act and ARPA grants in fiscal years 2023 and 2022, respectively.

OREGON HEALTH & SCIENCE UNIVERSITY
(A Component Unit of the State of Oregon)

Management Discussion and Analysis (Unaudited)

June 30, 2023 and 2022

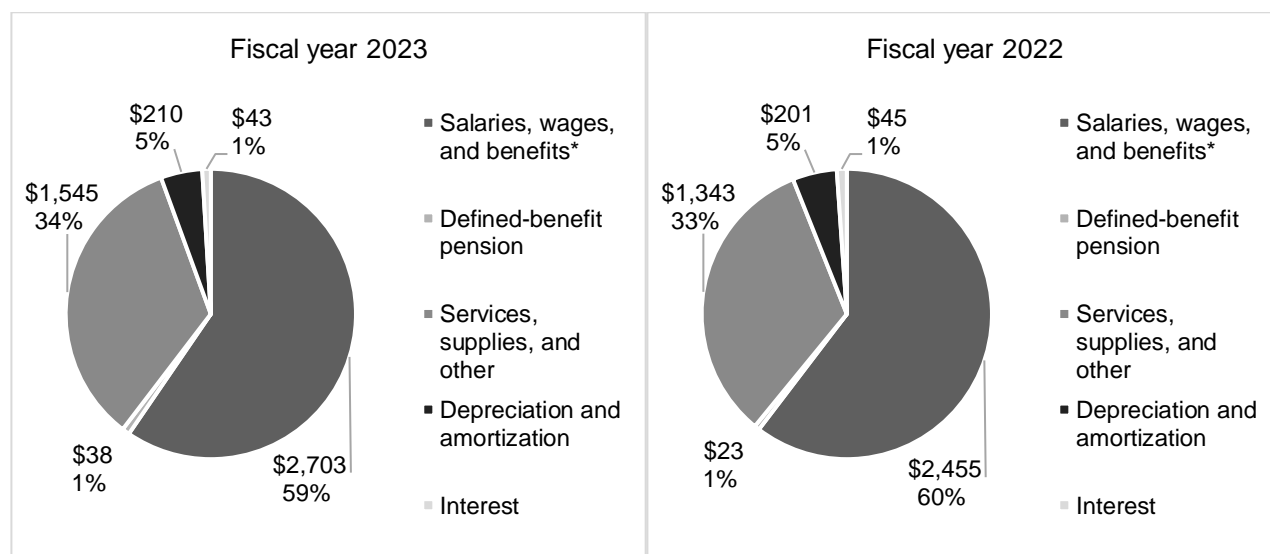
(Dollars in thousands)

Expenses Associated with Core Activities

OHSU's total operating expenses on a combined basis increased by \$472 million or 11.6% in fiscal year 2023 to \$4.5 billion from \$4.1 billion in fiscal year 2022. In fiscal year 2023, expense growth is related to salaries, wages, and benefits, services, supplies and other, and by the defined-benefit pension expense.

**Operating Expenses
Fiscal years 2023 and 2022**

(Dollars in millions)



* Salaries, wages, and benefits figures include OHSU's proportionate share of the Oregon PERS's net pension expense of \$38 million and \$23 million in fiscal years 2023 and 2022, respectively.

Salaries, wages, and benefits (excluding the impact of defined-benefit pension expense) comprised approximately 59% of total expenses, increasing by \$ 247 million, or 10%, in 2023 and \$290 million, or 13%, in 2022, respectively. In fiscal year 2023, expenses included various incentives and higher hospital contract labor costs.

In fiscal year 2023, the PERS defined-benefit pension expense increased by \$15 million, or 65%, from fiscal year 2022 due to cumulative 2022 and 2021 asset returns less than assumed, generating actuarial investment losses.

Services, supplies, and other expenses increased \$202 million or 15% in fiscal year 2023 and \$166 million or 14% in fiscal year 2022, representing the nonlabor costs associated with program growth, spending on pharmaceuticals and medical supplies, and general inflationary pressures impacting all healthcare environments.

OREGON HEALTH & SCIENCE UNIVERSITY

(A Component Unit of the State of Oregon)

Management Discussion and Analysis (Unaudited)

June 30, 2023 and 2022

(Dollars in thousands)

Fiscal years 2023 and 2022 also included integrated clinical operations support for Adventist Health Portland at \$11 million and \$7.7 million, respectively, an affiliate since January 2018, and Tuality (Hillsboro Medical Center) at \$23 million and \$11 million, respectively, a partner since February 2016.

Depreciation and amortization represent the reduction in value of capital assets with the passage of time. In fiscal year 2023, depreciation and amortization increased by \$10 million, or 4.9%, reflecting a return to more normal operations and capital spending, this compared to an increase of \$6 million, or 3.2%, in 2022. Fiscal year 2022 saw the adoption of GASB Statement No. 87 (GASB87) and GASB Statement No. 96 (GASB96) which resulted in depreciation, formerly recognized as space, equipment, and software expense.

Interest expense decreased by \$2.5 million, or 5.4%, in fiscal year 2023. In the prior fiscal year 2022, OHSU issued the Series 2021A, 2021B-1, 2021B-2, 2021C, and 2022A Bonds. Bond proceeds from the prior year issuance were used to refund several bonds from the previous Series 2016A, 2019B-1, 2019B-2, and 2012A, and also included an additional \$385 million for capital improvements for the University, including acquisition of an office building. The decrease in interest expense from prior year is a result of the exclusion of one-time cost of issuance for the bonds issued in prior year, the interest cost savings generated by refunding of previous bonds, and the increased interest cost of the additional debt for capital improvements.

Operating Expenses by Functional Classification

(Dollars in thousands)

	<u>2023</u>	<u>2022</u>	<u>2021</u>
Instruction, research, and public service	\$ 645,399	589,163	565,922
Clinical activity	3,054,744	2,710,980	2,333,445
Auxiliary activities	3,157	2,976	6,528
Internal service centers	16,805	15,420	15,746
Student services	28,394	26,325	18,260
Academic support	103,838	93,247	108,619
Institutional support	298,559	295,856	205,433
Operations, maintenance, and other	140,931	127,443	129,228
Direct foundation expenditures	52,712	37,377	41,695
Depreciation and amortization	210,435	200,611	194,480
Defined pension expense (benefit), net of contribution	<u>(15,614)</u>	<u>(31,968)</u>	<u>67,092</u>
Total operating expenses	<u>\$ 4,539,360</u>	<u>4,067,430</u>	<u>3,686,448</u>

OREGON HEALTH & SCIENCE UNIVERSITY
(A Component Unit of the State of Oregon)

Management Discussion and Analysis (Unaudited)

June 30, 2023 and 2022

(Dollars in thousands)

Financial Position

The statements of net position present the assets and liabilities, deferred inflows of resources and deferred outflows of resources, and net position of OHSU as of a point in time. Net position, the difference between total assets and deferred outflows as compared to total liabilities and deferred inflows, presents the financial position at the end of the fiscal year and is one of the broadest measures of the financial condition of OHSU, while the change in net position is an indication of whether the overall financial condition has improved or worsened during the year.

The following table summarizes OHSU's statements of net position for the past two years by major category of assets, liabilities, deferred inflows and outflows, and net position as of June 30, 2023 and 2022.

Condensed Statements of Net Position

(Dollars in thousands)

	2023	2022
Assets:		
Current assets	\$ 1,312,404	1,227,145
Capital assets	2,231,880	2,181,208
Other noncurrent assets	3,192,144	3,222,712
Total assets	6,736,428	6,631,065
Deferred outflows	185,518	218,704
Total assets and deferred outflows	\$ 6,921,946	6,849,769
Liabilities:		
Current liabilities	\$ 637,202	621,758
Noncurrent liabilities	1,843,161	1,800,519
Total liabilities	2,480,363	2,422,277
Deferred inflows	344,621	479,721
Net position:		
Net investment in capital assets	1,215,606	1,205,762
Restricted, expendable	643,863	718,821
Restricted, nonexpendable	340,236	323,982
Unrestricted	1,897,257	1,699,206
Total net position	4,096,962	3,947,771
Total liabilities, deferred outflows, and net position – end of year	\$ 6,921,946	6,849,769

OREGON HEALTH & SCIENCE UNIVERSITY

(A Component Unit of the State of Oregon)

Management Discussion and Analysis (Unaudited)

June 30, 2023 and 2022

(Dollars in thousands)

Assets

The largest components of OHSU's assets are cash and investments and capital assets, or physical plant.

Cash and Investments. During fiscal year 2023, OHSU's unrestricted and restricted cash and investments increased from \$3.0 billion to \$3.1 billion attributable to operating and investment performance and Foundation activity. Policies set by OHSU and the Foundation dictate how investments are allocated and what risk profiles are assumed. Working capital is primarily invested in short duration, liquid fixed-income assets. Long-term investment strategy, including the investment of endowment funds and the associated spending distribution policy at the OHSU Foundation, is equity oriented, aiming to maximize total return, promote diversification, preserve capital, and provide for cash flow needs of the University.

**Consolidated Asset Allocation of
Unrestricted and Restricted Cash and Investments**

(Dollars in thousands)

	<u>2023</u>	<u>2022</u>	<u>2021</u>
Unrestricted cash and investments:			
Cash and cash equivalents	\$ 230,519	268,173	433,534
Fixed income	663,379	780,465	942,161
Public Equity	639,976	447,096	366,662
Private Equity, Marketable Alt., and Other	543,344	523,927	524,907
Subtotal	<u>2,077,218</u>	<u>2,019,661</u>	<u>2,267,264</u>
Restricted cash and investments:			
Cash and cash equivalents	23,934	29,366	33,364
Fixed income	202,660	182,365	158,260
Public Equity	220,983	206,193	172,478
Private Equity, Marketable Alt., and Other	536,150	532,867	502,081
Subtotal	<u>983,727</u>	<u>950,791</u>	<u>866,183</u>
Total	<u>\$ 3,060,945</u>	<u>2,970,452</u>	<u>3,133,447</u>

The unrestricted portion of cash and investments is represented in the calculation of days cash on hand for OHSU. Days cash on hand decreased from 203 days in 2022 to 185 days in 2023, the effect of a 2.7%

OREGON HEALTH & SCIENCE UNIVERSITY

(A Component Unit of the State of Oregon)

Management Discussion and Analysis (Unaudited)

June 30, 2023 and 2022

(Dollars in thousands)

increase in unrestricted operating cash and investments compared to a 12.8% increase in net unrestricted operating expenses.

Days Unrestricted Cash and Investments on Hand

June 30, 2023 and 2022

(Dollars in thousands)

	<u>2023</u>	<u>2022</u>
OHSU without OHSU Foundation:		
Unrestricted cash and investments	\$ 1,372,178	1,347,851
Less nonoperating cash and investments	<u>(102,554)</u>	<u>(97,165)</u>
Operating cash and investments	<u>\$ 1,269,624</u>	<u>1,250,686</u>
Unrestricted operating expenses:		
Total operating expenses	\$ 4,078,657	3,638,824
Less depreciation and amortization	<u>(209,179)</u>	<u>(199,450)</u>
Net unrestricted operating expenses	<u>\$ 3,869,478</u>	<u>3,439,374</u>
Daily expense	\$ 10,601	9,423
Days cash on hand	120	133
OHSU plus OHSU Foundation:		
Unrestricted cash and investments	\$ 2,077,218	2,019,661
Less nonoperating cash and investments	<u>(102,554)</u>	<u>(97,165)</u>
Operating cash and investments	<u>\$ 1,974,664</u>	<u>1,922,496</u>
Unrestricted operating expenses:		
Total operating expenses	\$ 4,113,683	3,661,776
Less depreciation and amortization	<u>(210,435)</u>	<u>(200,611)</u>
Net unrestricted operating expenses	<u>\$ 3,903,248</u>	<u>3,461,165</u>
Daily expense	\$ 10,694	9,483
Days cash on hand	185	203

OREGON HEALTH & SCIENCE UNIVERSITY
(A Component Unit of the State of Oregon)

Management Discussion and Analysis (Unaudited)

June 30, 2023 and 2022

(Dollars in thousands)

The following table presents the days unrestricted cash on hand for OHSU as of fiscal years ended June 30, 2023 and 2022, calculated with the removal of pension adjustments due to the adoption of GASB 68, and net of federal Medicare advance payments (MAP) and FICA loans.

Days Unrestricted Cash and Investments on Hand Pre-GASB 68 Adjustment

(Dollars in thousands)

	2023	2022
OHSU plus OHSU Foundation:		
Operating cash and investments	\$ 1,974,664	1,922,496
Net unrestricted operating expenses	\$ 3,903,248	3,461,165
Pension adjustment GASB 68	15,614	31,968
Adjusted net unrestricted operating expenses	\$ 3,918,862	3,493,133
Daily expense	\$ 10,737	9,570
Days cash on hand (pre-GASB 68)	184	201
Days cash on hand (pre-GASB 68), net of MAP and FICA loans	184	194

⁽¹⁾ OHSU's proportionate share of the Oregon PERS's adjustment resulted in a net operating gain of \$15,614 and \$31,968 for fiscal years 2023 and 2022, respectively. Removing the pension adjustment results in days cash on hand of 184 and 201 on a pre-GASB 68 basis for fiscal years 2023 and 2022, respectively.

Capital Assets. Capital investments in patient care, research, education, and outreach are scaled and paced to available funding from operating earnings and philanthropy. Capital assets, net of accumulated depreciation, increased by \$51 million and \$47 million, respectively, during fiscal years 2023 and 2022. In fiscal year 2023, capital expenditures included the continued construction of the OHSU Hospital Expansion Project along with capital for replacement, infrastructure, right-of-use assets, and new capacities. Lease and subscription-based information technology assets, net of accumulated depreciation, of \$105 million and \$97 million, during fiscal years 2023 and 2022, respectively, are recorded with capital assets.

Liabilities

Total liabilities increased by \$58 million, or 2.4%, in fiscal year 2023 and \$17 million, or 0.7%, in fiscal year 2022. In fiscal year 2023, increases in current and noncurrent liabilities were primarily related to accounts payable and accrued expenses, unearned revenue, and pension liability.

OREGON HEALTH & SCIENCE UNIVERSITY

(A Component Unit of the State of Oregon)

Management Discussion and Analysis (Unaudited)

June 30, 2023 and 2022

(Dollars in thousands)

Current liabilities consist of the current portion of long-term debt, long-term leases and self-funded insurance, accounts payable and accrued expenses, salaries, wages, and benefits, and unearned revenue. In fiscal year 2023, current liabilities reflected an increase of \$15 million due to accounts payable and accrued expenses of \$32 million and unearned revenue of \$27 million, offset by a reduction in Medicare Advance of \$37 million as OHSU repaid the loan in fiscal year 2022. The unearned revenue increase was mostly due to the \$25 million OHSU Opportunity Fund agreement, a grant to increase the number of graduates in key healthcare professions programs by thirty percent and ensuring thirty percent of its learners are from underrepresented populations.

Noncurrent liabilities consist of the long-term portion less the current portion of debt, leases, and self-funded insurance, life income agreements, and pension liability. Noncurrent liabilities increased \$43 million or 2.4% in fiscal year 2023 due to an increase in the pension liability of \$90 million, offset by a reduction in long-term debt and other noncurrent liabilities.

Debt Management. At the close of fiscal year 2023, OHSU had approximately \$1,288 million in long-term debt and \$93 million in long-term leases, for a total of \$1,381 million outstanding. In the previous fiscal year 2022, OHSU had approximately \$1,332 million in long-term debt and \$88 million in long-term leases, for a total of \$1,420 million outstanding. Of the total \$1,381 million in long-term debt and long-term leases outstanding at the end of 2023, \$1,341 million is considered noncurrent and \$40 million is considered current and due within one year. OHSU continues to maintain its Standard & Poor's and Fitch ratings of AA- and Moody's rating of Aa3 for its rated bonds.

One measure of the degree of leverage on the University's statements of net position is the ratio of total long-term debt and leases to net position, shown below. Leverage, according to this metric, decreased from 0.36 in 2022 to 0.34 in 2023.

	<u>2023</u>	<u>2022</u>
	(Dollars in millions)	
Total long-term debt and leases	\$ 1,381	1,420
Net position	<u>4,097</u>	<u>3,948</u>
Total long-term debt and leases to net position	<u>\$ 0.34</u>	<u>0.36</u>

OREGON HEALTH & SCIENCE UNIVERSITY

(A Component Unit of the State of Oregon)

Management Discussion and Analysis (Unaudited)

June 30, 2023 and 2022

(Dollars in thousands)

Annual Debt Service Coverage. The annual debt service coverage ratio for an entity represents the amount of cash flow available to meet the annual principal and interest payment on debt. Per bond covenants, OHSU's Credit Group must maintain an annual debt service coverage ratio of 1.10 times or greater in accordance with its Master Trust Indenture. OHSU's direct placement bonds have similar annual debt service coverage ratio requirements that must meet or exceed 1.0 or 1.10. The University continues to exceed these minimum requirements with ratios of 3.51 in fiscal year 2023, and 3.81 in fiscal year 2022.

Calculation of Annual Debt Service Coverage Ratio – Unrestricted

(Dollars in thousands)

	<u>2023</u>	<u>2022</u>
Total excess of revenues over expenses, before contributions for capital and other	\$ 123,618	(175,995)
Add/subtract restricted net loss/gain	<u>68,808</u>	<u>61,061</u>
Unrestricted excess of revenues over expenses	<u>192,426</u>	<u>(114,934)</u>
Adjustments:		
Depreciation and amortization	210,435	200,611
Interest expense	42,798	45,251
Net unrealized (gain) loss in fair value of investments	(76,777)	209,722
Loss on termination of swap agreement	2,766	—
Loss on disposal of assets	<u>(6)</u>	<u>1,972</u>
	<u>179,216</u>	<u>457,556</u>
Income available for debt service	\$ <u>371,642</u>	\$ <u>342,622</u>
Annual debt service ⁽¹⁾	\$ 105,789	90,005
Annual debt service coverage	3.51	3.81

⁽¹⁾ "Annual debt service" is the aggregate amount of principal and interest scheduled to become due and payable on long-term debt and long-term leases during the fiscal year.

OREGON HEALTH & SCIENCE UNIVERSITY

(A Component Unit of the State of Oregon)

Management Discussion and Analysis (Unaudited)

June 30, 2023 and 2022

(Dollars in thousands)

The following table presents the annual debt service coverage ratio for fiscal years 2023 and 2022, calculated with the removal of pension adjustments due to the adoption of GASB 68.

**Calculation of Annual Debt Service Coverage Ratio – Unrestricted
Pre-GASB 68 Adjustment**

(Dollars in thousands)

	<u>2023</u>	<u>2022</u>
Income available for debt service	\$ 371,642	342,622
Pension adjustment GASB 68	<u>(15,614)</u>	<u>(31,968)</u>
Adjusted income available for debt service	<u>\$ 356,028</u>	<u>310,654</u>
Annual debt service	\$ 105,789	90,005
Annual debt service coverage (pre-GASB 68) ⁽²⁾	3.37	3.45

⁽²⁾ OHSU's proportionate share of Oregon PERS's adjustment resulted in a net operating gain of \$15,614 and \$31,968 for fiscal years 2023 and 2022, respectively. Removing the pension adjustment results in an annual debt service coverage ratio of 3.37 and 3.45 on a pre-GASB 68 basis for fiscal years 2023 and 2022, respectively.

Deferred Inflows and Outflows

Under GASB Statement No. 65, *Items Previously Reported as Assets and Liabilities*, certain deferred outflows are presented below assets and certain deferred inflows are presented below liabilities.

Deferred outflow of resources on the statements of net position represent the consumption of net assets attributable to a future period and are primarily associated with OHSU's obligations for the PERS defined pension plan, other postemployment benefits and debt.

In fiscal year 2023, deferred outflows are \$186 million, a decrease of \$33 million, primarily due to assumption changes associated with the PERS defined pension obligation. Contributions made post measurement date are also reflected in deferred outflows. In fiscal year 2023, OHSU's contributions were \$64 million, which included an additional \$10 million in excess contribution above the contractually required \$54 million. In fiscal year 2022, OHSU's contributions were \$64 million, which included an additional \$10 million in excess contribution above the contractually required \$54 million.

Also within the deferred outflows is the deferred amortization of derivative instruments. OHSU terminated its fixed payor swap agreement in fiscal year 2023. The balance of the deferred outflow for amortization of derivative instruments was \$0 million in 2023 and \$5 million in 2022.

Losses and gains on refunding of debt are amortized over the shorter of the life of the new debt or the remaining life of the old debt or the mandatory tender date, when applicable. Absent any refunding activity, these numbers will slowly decline. OHSU has both deferred gains and losses. The deferred loss on refunding of debt of \$25 million in 2023 and \$30 million in 2022 is reported in the deferred outflows section below assets.

OREGON HEALTH & SCIENCE UNIVERSITY

(A Component Unit of the State of Oregon)

Management Discussion and Analysis (Unaudited)

June 30, 2023 and 2022

(Dollars in thousands)

Deferred inflow of resources on the statements of net position represent the acquisition of net assets attributable to a future period and are associated with OHSU's obligations for the PERS defined pension plan, other postemployment benefits, pending funds, and life income agreements.

In fiscal year 2023, deferred inflows are \$345 million, a decrease of \$135 million, primarily due to the change in defined pension obligation. Deferred inflows related to pension activities for fiscal years 2023 and 2022 were \$141 million and \$278 million, respectively, representing differences between projected and actual earnings on investments and changes in OHSU's proportionate share.

Net Position

As noted earlier, total net position increased by \$149 million, in fiscal year 2023, as compared to a decrease of \$150 million in fiscal year 2022. In fiscal year 2023, the increase in net position occurred within net investments in capital assets, restricted and unrestricted. Unrestricted net position, which is 46.3% of OHSU's total net position, increased by \$198 million in 2023 due to positive operating income, strong investment returns and federal relief for COVID-19. This compared to a decrease of \$53 million in 2022 primarily due to COVID-19 delta and omicron surges, inflationary pressures, labor shortages, and negative investment returns. Restricted net position, which is 24% of OHSU's total net position, decreased by \$59 million in 2023 primarily driven by programmatic spending on research and academic programs.

When evaluating OHSU's net position, it is important to note that OHSU's Marquam Hill property is leased from the State for renewable 99-year periods, at a lease payment equal to the debt service on bonds outstanding at the time of OHSU's separation from the Oregon University System. As that debt service is relatively low, the capitalized net present value of those lease payments is significantly less than the fair value of the included land and buildings.

OHSU Missions

OHSU's strategic plan, called OHSU 2025, is built around OHSU's vision: "OHSU will partner to make Oregon a national leader in health and science innovation for the purpose of improving the health and well-being of all Oregonians and beyond."

Six goals – timeless aspirations – form the basis of the plan:

1. Building a diverse, equitable environment where all can thrive and excel.
2. Being the destination for transformational learning.
3. Enhancing health and healthcare in every community.
4. Discovering and innovating to advance science and optimize health worldwide.
5. Partnering with communities for a better world.
6. Ensuring a sustainable foundational infrastructure.

OREGON HEALTH & SCIENCE UNIVERSITY
(A Component Unit of the State of Oregon)

Management Discussion and Analysis (Unaudited)

June 30, 2023 and 2022

(Dollars in thousands)

These goals span OHSU's missions, supported by objectives that are focused on identifying new ways to understand disease, treat illness, and train the next generation of scientists and health professionals. They begin with OHSU's commitment to listen to what communities – across Oregon and beyond – need from OHSU, and end with our commitment to the people who will respond to those needs and make this work a reality.

OHSU 2025 reflects not only the breadth and complexity of the state's only academic health center but also the challenges in health and science that OHSU must address. The plan was developed from the ground up with more than 5,000 OHSU members contributing, providing input on OHSU's future picture, shaping the plan's goals, and developing detail around its objectives and tactics.

The following sections highlight achievements for each of the missions.

OHSU Education

A foundation of OHSU's mission is the education and training of dentists, nurses, physicians, physician assistants, other health professionals, and biomedical scientists, through a broad range of undergraduate and graduate programs that provide healthcare and biomedical workforce for Oregon and beyond. Educational programs are conducted on the OHSU campus in Portland, online, and at various locations throughout the State. Collaborative programs enable OHSU to offer a joint Doctor of Pharmacy degree through an affiliation with Oregon State University (OSU). In addition, in partnership with Oregon Institute of Technology (OIT), OHSU offers a joint BS degree in Medical Laboratory Science, a joint BS degree in Emergency Medical Services Management, and a joint Associate of Applied Science degree in Emergency Medical Technology–Paramedic. OHSU also offers a joint Master of Business Administration in Health Care Management with Portland State University (PSU) and has also established a joint School of Public Health with PSU comprising several undergraduate and graduate programs including Bachelor degrees, Graduate Certificates, Master of Science, Master of Public Health, and PhD programs.

As of the fall 2022 term, OHSU had 2870 students enrolled in its various programs (excluding students enrolled in the joint Pharm.D. degree program with OSU, the joint undergraduate programs with OIT and the School of Public Health joint degree students registered by PSU). The following table sets forth the number of students enrolled in OHSU's programs for each of the past three academic years.

OREGON HEALTH & SCIENCE UNIVERSITY

(A Component Unit of the State of Oregon)

Management Discussion and Analysis (Unaudited)

June 30, 2023 and 2022

(Dollars in thousands)

**Fall Headcount Enrollment ^(a)
For Programs in the Years Indicated**

	<u>2022/2023</u>	<u>2021/2022</u>	<u>2020/2021</u>
School of Dentistry:			
Graduate	\$ 28	28	27
Professional	286	288	291
Subtotal	<u>314</u>	<u>316</u>	<u>318</u>
School of Medicine:			
Undergraduate	18	18	17
Graduate	666	706	753
Professional	572	597	617
Subtotal	<u>1,256</u>	<u>1,321</u>	<u>1,387</u>
School of Nursing:			
Undergraduate	734	765	792
Graduate	51	59	87
Professional	224	227	189
Subtotal	<u>1,009</u>	<u>1,051</u>	<u>1,068</u>
School of Public Health:			
Graduate	291	296	262
Total	<u>\$ 2,870</u>	<u>2,984</u>	<u>3,035</u>

^(a) This table excludes interns, residents, and trainees. This table also excludes students enrolled in the joint Pharm.D. degree program with OSU, the joint undergraduate programs with OIT and the School of Public Health joint degree students registered by PSU.

OHSU Research

OHSU is a national leader in many fields of research, including neuroscience; cancer research; hearing; microbiology; ophthalmology; infectious diseases and immunology; reproductive biology; atomic, molecular, cellular, and tissue imaging; and evidence-based medicine. In the state of Oregon, OHSU research projects received 71% of the grants made by the National Institutes of Health (NIH), with the next largest recipient in Oregon receiving 11%. In FY23, OHSU was ranked 32nd out of the 2,454 entities that received funding from the NIH. Faculty members include 5 members of the National Academy of Sciences and 10 members of the National Academy of Medicine. Researchers at OHSU have developed many of the leading advances in medicine, including the first artificial heart valve, pioneering use of optical coherence tomography, the first percutaneous angioplasty procedure, and the first molecularly targeted cancer therapy (Gleevec®).

OREGON HEALTH & SCIENCE UNIVERSITY
(A Component Unit of the State of Oregon)

Management Discussion and Analysis (Unaudited)

June 30, 2023 and 2022

(Dollars in thousands)

OHSU's many institutes are nationally and internationally recognized, including the Knight Cancer Institute, the only National Cancer Institute designated Comprehensive Cancer Center in Oregon; the Vollum Institute, privately endowed and dedicated to basic science research that has led to new treatments for neurological and psychiatric diseases; and the Casey Eye Institute, a world-recognized academic regional eye center that attracts top specialists from around the globe. OHSU's Pacific Northwest Cryo-EM Center is one of three NIH-designated national centers, providing technology and training for an imaging technique that is revolutionizing structural biology. OHSU's West Campus is home to the Vaccine and Gene Therapy Institute, which focuses on serious viral disease threats and programs intended to span the continuum between basic and clinical science, where discoveries are rapidly advanced from the level of molecular and cellular biology through animal models and ultimately into clinical testing, and the Oregon National Primate Research Center, one of the seven National Primate Research Centers supported by the National Institutes of Health. Their world-class translational research programs focus on current, developing, and projected high-priority human medical needs that are projected to increase in importance over the coming decades, including reproductive health, neurological sciences, metabolic health, and genetics, among others.

OHSU actively pursues private and public partnerships on important and innovative research projects to supplement federal funding, with corporate partners such as Thermo Fisher Scientific's Analytical Instrumentals Segment, a leading electronic microscopy company, and other major information technology and life sciences companies, and with academic partners such as Portland State University, Oregon State University, University of Oregon, Pacific Northwest National Laboratory, and Lawrence Berkeley National Laboratory.

Although the COVID-19 pandemic disrupted science at OHSU, as it did around the world, the institution continued to thrive in many areas and accomplished many extraordinary things. Despite the many challenges, OHSU had another strong year; receiving nearly \$582 million in externally sponsored awards for fiscal year 2023.

OHSU researchers made significant advances and discoveries that could have lasting impacts on the health and well-being of people across the globe. Below are a few highlights from fiscal year 2023.

New research in a rodent model at OHSU shows that some positive effects of psilocybin, a naturally occurring compound found in "magic mushrooms," may take effect immediately. Researchers say the findings bolster the case for people using psilocybin in conjunction with clinical treatment for conditions like depression and posttraumatic stress disorder. A team of OHSU researchers examined the effect of psilocybin on cognitive flexibility in rats by measuring animals' ability to switch between previously learned strategies. They observed that psilocybin enhances cognitive flexibility. This finding suggests that the combination of psilocybin and clinician intervention, such as psychotherapy, may be effective in treating symptoms of mental illness because of the drug's impact on cognitive flexibility. The study, published in February 2023 in the journal *Neuropsychopharmacology*, suggests that psilocybin may be particularly effective in treating depression not as a stand-alone pharmacological treatment, but rather in combination with clinical intervention. The team observed, however, that other psychedelics didn't have the same effects as psilocybin. They are currently conducting further investigations into the differences between psilocybin and other psychedelics to better understand what makes psilocybin so special.

OREGON HEALTH & SCIENCE UNIVERSITY
(A Component Unit of the State of Oregon)

Management Discussion and Analysis (Unaudited)

June 30, 2023 and 2022

(Dollars in thousands)

OHSU researchers and Analog Devices collaborated on a wearable device for seizure detection. OHSU neurologists formed a joint research agreement with semiconductor company Analog Devices, Inc. to conduct a year-long study to determine whether ADI's vital signs monitoring, or VSM, watch can measure key indicators that can be used to detect and predict seizures. The long-term goal of the project is to build machine learning algorithms to better identify a patient's seizures over time and eventually develop predictive software for the watch that will give advance warning to individuals (and caregivers and families) about a forthcoming seizure.

New research in a small songbird reveals differences in how the brain develops between male and female early in the bird's life. The study, developed by OHSU researchers and the Federal University of Rio Grande do Norte in Brazil, was published in the journal Cell Reports. It identifies thousands of genes that are differentially expressed during development in the part of the zebra finch's brain that controls singing among males. The study provides new insights about how genes and hormones differentiate the brains of males and females. The new study zeroed in on an area of the zebra finch brain known to be associated with singing, which is only done by males in this species. In the song-control circuitry of the brain, the researchers found that thousands of genes were expressed differently in males and females. Many of these genes have been linked to cell survival and to differences in the growth of cells and axons forming connections within the brain.

OHSU Healthcare

OHSU is home to Oregon's only major academic health center, which serves a multistate area with tertiary and quaternary healthcare services from its campus in Portland, Oregon, where it operates two hospitals, OHSU Hospital and OHSU Doernbecher Children's Hospital (OHSU Hospital or the Hospital), with 576 licensed beds. During 2023, the OHSU Hospital represented 8.0% of the available beds and 10.8% of the filled beds for the entire State. The OHSU Hospital had an 87% occupancy rate for available beds in 2023, compared to the Oregon statewide average of 64% according to the Oregon Association of Hospitals and Health Systems' Oregon DataBank. As an academic health center, OHSU's professional staff is composed primarily of the faculty of OHSU's School of Medicine. The OHSU Practice Plan (OPP) is the largest organized clinical practice in Oregon. As of June 30, 2023, there were over 1,800 active faculty practice plan members, including physicians, nurse practitioners, physician assistants, and other licensed independent practitioners from across all medical specialties.

OHSU Patient Activity	Fiscal year ended June 30			Variance	
	2023	2022	2021	2023 v 2022	2022 v 2021
Inpatient admissions	27,446	26,327	25,612	4.3 %	2.8 %
Average length of stay	7.02	6.76	6.66	3.8	1.5
Average daily census	486	464	448	4.7	3.6
Day/observation patients	45,954	41,595	41,327	10.5	0.6
Emergency visits	54,748	50,268	41,997	8.9	19.7
Ambulatory visits	1,139,073	1,102,857	1,103,642	3.3	(0.1)
Surgical cases	35,257	32,273	33,124	9.2	(2.6)
Casemix index	2.52	2.48	2.49	1.6	(0.4)
Outpatient share of activity	56.2 %	57.2 %	55.4 %	(1.7)	3.2
CMI/OP adjusted admissions	157,853	152,389	142,945	3.6	6.6

OREGON HEALTH & SCIENCE UNIVERSITY

(A Component Unit of the State of Oregon)

Management Discussion and Analysis (Unaudited)

June 30, 2023 and 2022

(Dollars in thousands)

In addition to its tertiary care focus in Portland, OHSU is working with other healthcare providers noted below to leverage expertise and resources throughout Oregon.

Adventist Health. Adventist Health Portland and OHSU finalized an agreement to integrate their clinical activities and services in the Portland metropolitan area through an affiliation effective January 1, 2018. This agreement makes OHSU and Adventist Health Portland part of the same Portland metropolitan health system, bringing together Adventist's healthcare enterprise that includes a 302-licensed bed medical center, 25 medical clinics, and home care and hospice services in the Portland-Vancouver metro area. Under this affiliation, OHSU and Adventist Health will share a bottom line and operate as a unified system. The agreement does not include OHSU's research and education missions. The other 20 Adventist Health hospitals in the western United States are also excluded from the agreement. Each organization will retain its existing hospital licenses, capital assets, and employees. Each entity will continue to maintain its own mission and culture but together will seek to transform access and the delivery of health to Oregonians through a unified clinical enterprise and shared brand experience.

Tuality Healthcare. On February 1, 2016, OHSU affiliated with Tuality through the execution of a management agreement (the Tuality Agreement) between the organizations. Tuality owns and operates Tuality Community Hospital, a 215-licensed-bed acute care hospital located in Hillsboro, Oregon. Under the Tuality Agreement, OHSU agrees to oversee the unified and integrated clinical enterprises of OHSU and Tuality as a single, integrated economic unit. OHSU and Tuality remain as separate entities, own their own assets and continue to be the licensed operators of their own facilities. Under the Tuality Agreement, OHSU agrees to be responsible for Tuality's operating income and loss, including making cash payments to Tuality in an amount equal to any Tuality operating loss, in the manner specified in the Tuality Agreement. Tuality is a component unit of OHSU as OHSU approves Tuality's annual operating budget. Since Tuality has a separate board of directors and they do not provide services exclusively to OHSU, they are presented as a discretely presented component unit of OHSU. In November 2019, Tuality adopted a new public-facing name, Hillsboro Medical Center.

Columbia Memorial Hospital. OHSU and Columbia Memorial Hospital (CMH) in Astoria, Oregon, have collaborated on programs, including cardiology and cancer, offering chemotherapy, imaging, pharmacy, and other services for individuals on the North Oregon Coast. OHSU and CMH jointly organize and operate an Oncology Collaboration, including a 19,600-square-foot comprehensive cancer treatment center and specialty clinic, with radiation therapy. CMH owns and operates the cancer treatment center, opened in October 2017, under its license while OHSU has provided the professional services and medical direction through OHSU-employed physicians.

OHSU Foundation

OHSU has one designated independent nonprofit foundation – the Oregon Health & Science University Foundation (OHSU Foundation, the Foundation). The Foundation exists to secure private philanthropic support to advance OHSU's vital missions and to invest and manage gifts responsibly to honor donors' wishes.

OREGON HEALTH & SCIENCE UNIVERSITY

(A Component Unit of the State of Oregon)

Management Discussion and Analysis (Unaudited)

June 30, 2023 and 2022

(Dollars in thousands)

The Foundation is an Oregon nonprofit corporation promoting the charitable, scientific, and educational purposes of OHSU. The Foundation is a component unit of OHSU for financial reporting purposes, but is not part of the OHSU Obligated Group established pursuant to the Master Indenture, which currently consists solely of OHSU. The Foundation has a self-perpetuating board of trustees, on which the OHSU president sits as an ex officio voting member. OHSU Foundation is tax-exempt under Section 501(c)(3) of the Internal Revenue Code.

As OHSU's designated foundation, all development activities conducted by the Foundation must be coordinated with OHSU. In accepting gifts, the Foundation must obtain OHSU approval for all endowments and any gifts that result in new programs. In addition, if the Foundation was dissolved or if the OHSU president were to revoke recognition of the Foundation as an OHSU-designated foundation, the assets of such foundation would, within the limits of legal and fiduciary rights, be distributed to OHSU, its successor in interest, or to another entity recognized by OHSU as an institutional foundation. These interrelated functions and requirements have been further confirmed and implemented in the articles and bylaws of the Foundation. The table below identifies major gifts, which are reported as required under the Council for Advancement and Support of Education (CASE) Reporting Standards and Management Guidelines, which may differ from recognition rules under governmental accounting standards.

Amount	OHSU major gifts description	Fiscal year
\$10.3 million	Center for Pancreatic Health gift	2021–22
\$14.2 million	HIV and TB vaccine using CMV platform grant	2020–21
\$10 million	OHSU-UO Center for Biomedical Data Science gift	2019–20
\$25 million	OHSU and Doernbecher Children's Hospital gift	2017–18
\$14.7 million	SMMART Trials grant	2017–18
\$15 million	Center for Pancreatic Health gift	2016–17
\$15 million	Casey Eye Institute gift	2015–16
\$12 million	Gary and Christine Rood Family Pavilion gift	2015–16
\$500 million	Knight Cancer Institute gift	2014–15
\$100 million	Knight Cancer Institute gift	2014–15
\$38.8 million	Vaccine and Gene Therapy Institute, Oregon National Primate Research Center, and Behavioral Neuroscience grant	2014–15
\$28.9 million	Knight Cancer Institute and OHSU Parkinson Center gift	2013–14
\$25 million	Center for Pancreatic Health gift	2013–14
\$10 million	Knight Cancer Institute gift	2013–14
\$125 million	Gift to create a Cardiovascular Institute at OHSU	2012–13
\$25 million	Bob and Charlee Moore Institute for Nutrition gift	2011–12
\$10 million	New School of Dentistry gift	2010–11
\$100 million	Knight Cancer Institute gift	2008–09

OREGON HEALTH & SCIENCE UNIVERSITY
(A Component Unit of the State of Oregon)

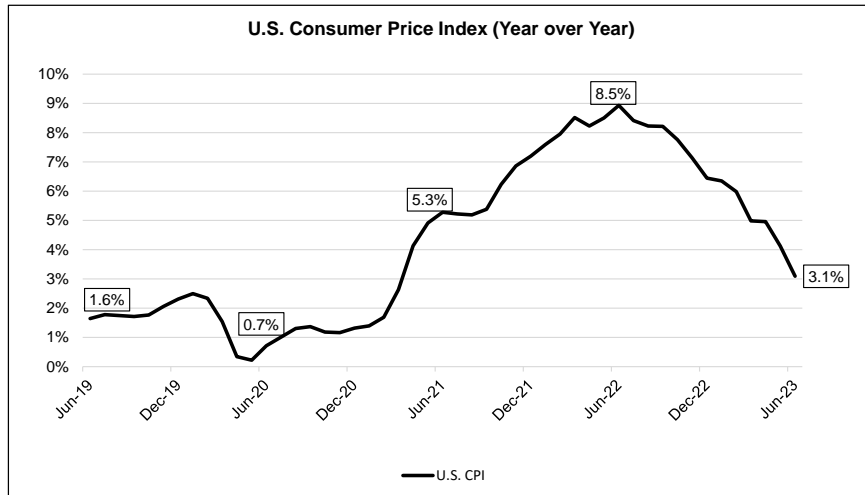
Management Discussion and Analysis (Unaudited)

June 30, 2023 and 2022

(Dollars in thousands)

Economic Outlook

Fiscal year 2023 exhibited continued economic and capital market volatility driven by inflationary pressures, global central bank actions, geopolitics, and concerns over a potential recession. Even as the US Federal Reserve increased the range of the Target Federal Funds Rate by 3.5% the US economy still exhibited positive growth momentum as unemployment rates remained low at 3.6%, inflation decelerated significantly, economic growth was positive increasing 2.5% year over year and supply chain disruptions continued to moderate towards the end of the fiscal year. Within the global economy and healthcare, inflation has presented a major challenge. The deceleration of the growth of inflation into fiscal year-end has been a positive dynamic.



In financial markets, the first half of fiscal year 2023 saw mixed performance of risk assets, but a second half rally resulted in global equities returning a strong 16.5% for the full fiscal year. In fixed income, increasing interest rates globally resulted in modestly negative returns with global fixed income declining -2.5%.

The healthcare regulatory environment continues to exhibit substantial policy uncertainty as federal and state agencies and regulators grapple with a difficult operating environment and continued trend of consolidation in the healthcare sector across both providers and payers. The Federal Trade Commission and Antitrust Division within the US Department of Justice is expected to continue to critically evaluate proposed vertical and horizontal integration between providers and payers to maintain and promote a competitive healthcare marketplace.

OREGON HEALTH & SCIENCE UNIVERSITY

(A Component Unit of the State of Oregon)

Management Discussion and Analysis (Unaudited)

June 30, 2023 and 2022

(Dollars in thousands)

Results over the past several fiscal years show that OHSU's financial position continues to improve in spite of significant operating environment difficulties, with net position increasing from \$3.4 billion at June 30, 2018 to \$4.1 billion for the 5-year period ended June 30, 2023. OHSU's financial strength is further recognized by its current credit ratings of Aa3 / AA- / AA- by Moody's, S&P, and Fitch, respectively. The University's financial planning and budget process continues to take a proactive planning approach to the evolving healthcare and economic environment, diligently monitoring, and making operational adjustments as is necessary. In spite of these challenges, OHSU will continue to focus on supporting its people, building community engagement and health equity, improving access and growing strategically, in order to advance the University's missions and build for the future.

OREGON HEALTH & SCIENCE UNIVERSITY
(A Component Unit of the State of Oregon)

Statements of Net Position

June 30, 2023 and 2022

(Dollars in thousands)

	2023	2022
Assets:		
Current assets:		
Cash and cash equivalents	\$ 236,630	262,472
Short-term investments	22,040	22,574
Current portion of funds held by trustee	30,423	42,305
Patients accounts receivable, net of bad debt allowances of \$755 and \$1,372 – in 2023 and 2022, respectively	626,072	504,558
Student receivables	24,035	24,351
Grant and contract receivable	82,924	81,631
Current portion of pledges and estates receivable	115,949	121,490
Other receivables, net	69,491	69,009
Inventories, at cost	66,692	64,279
Prepaid expenses	38,148	34,476
Total current assets	1,312,404	1,227,145
Noncurrent assets:		
Capital assets, net of accumulated depreciation	2,231,880	2,181,208
Funds held by trustee – less current portion	235,624	303,469
Other long-term receivables, net of reserves	33,500	33,500
Long-term investments:		
Long-term investments, restricted	970,401	941,206
Long-term investments, unrestricted	1,831,874	1,744,200
Total long-term investments	2,802,275	2,685,406
Prepaid financing costs, net	1,065	1,268
Pledges and estates receivable, net – less current portion	106,197	174,981
Restricted postemployment benefit asset	11,743	10,070
Other noncurrent assets	1,740	14,018
Total noncurrent assets	5,424,024	5,403,920
Total assets	6,736,428	6,631,065
Deferred outflows:		
Deferred amortization of derivative instruments	—	4,843
Loss on refunding of debt	25,395	29,835
Pension obligation	153,221	174,512
Goodwill	174	261
Other Postemployment Benefits (OPEB) obligation	6,728	9,253
Total deferred outflows	185,518	218,704
Total assets and deferred outflows	\$ 6,921,946	6,849,769

OREGON HEALTH & SCIENCE UNIVERSITY
(A Component Unit of the State of Oregon)

Statements of Net Position

June 30, 2023 and 2022

(Dollars in thousands)

	2023	2022
Liabilities:		
Current liabilities:		
Current portion of long-term debt	\$ 15,463	23,735
Current portion of long-term leases	24,995	22,580
Current portion of self-funded insurance programs liability	45,397	47,549
Accounts payable and accrued expenses	219,742	187,841
Accrued salaries, wages, and benefits	120,667	127,391
Compensated absences payable	84,185	78,135
Unearned revenue	120,057	92,929
Unearned/Medicare Advance Payment	—	37,246
Other current liabilities	6,696	4,352
Total current liabilities	637,202	621,758
Noncurrent liabilities:		
Long-term debt – less current portion	1,272,736	1,308,089
Long-term leases – less current portion	67,766	65,467
Liability for self-funded insurance programs – less current portion	56,528	55,848
Liability for life income agreements	20,503	20,111
Pension liability	396,378	305,955
Other noncurrent liabilities	29,250	45,049
Total noncurrent liabilities	1,843,161	1,800,519
Total liabilities	2,480,363	2,422,277
Deferred inflows:		
Deferred lease revenue	822	1,538
Gain on refunding of debt	841	1,056
Life income agreements	29,206	32,759
Pending funds	164,306	159,604
Pension obligation	141,040	278,368
Other Postemployment Benefits (OPEB) amounts	8,406	6,396
Total deferred inflows	344,621	479,721
Net position:		
Investments in capital assets	1,215,606	1,205,762
Restricted, expendable	643,863	718,821
Restricted, nonexpendable	340,236	323,982
Unrestricted	1,897,257	1,699,206
Total net position	4,096,962	3,947,771
Total liabilities, deferred inflows, and net position	\$ 6,921,946	6,849,769

See accompanying notes to financial statements.

OREGON HEALTH & SCIENCE UNIVERSITY

(A Component Unit of the State of Oregon)

Statements of Revenues, Expenses, and Changes in Net Position

Years ended June 30, 2023 and 2022

(Dollars in thousands)

	<u>2023</u>	<u>2022</u>
Operating revenues:		
Patient service revenue, net of bad debt adjustments of \$11,716 and \$7,963 – in 2023 and 2022, respectively	\$ 3,337,828	2,845,352
Student tuition and fees, net	81,617	80,886
Gifts, grants, and contracts	758,380	782,289
Other	<u>279,477</u>	<u>233,507</u>
Total operating revenues	<u>4,457,302</u>	<u>3,942,034</u>
Operating expenses:		
Salaries, wages, and benefits	2,702,614	2,455,284
Defined-benefit pension	37,947	23,008
Services, supplies, and other	1,545,566	1,343,276
Depreciation and amortization	210,435	200,611
Interest	<u>42,798</u>	<u>45,251</u>
Total operating expenses	<u>4,539,360</u>	<u>4,067,430</u>
Operating income (loss)	<u>(82,058)</u>	<u>(125,396)</u>
Nonoperating revenues, including state appropriations:		
Investment income and gain (loss) in fair value of investments	119,421	(134,264)
State appropriations	62,690	41,240
COVID-19 relief grants	—	33,514
Other	<u>23,565</u>	<u>8,911</u>
Total nonoperating revenues (expenses), net	<u>205,676</u>	<u>(50,599)</u>
Net income (loss) before contributions for capital and other	<u>123,618</u>	<u>(175,995)</u>
Other changes in net position:		
Contributions for capital and other	8,129	4,877
Nonexpendable donations	<u>17,444</u>	<u>20,821</u>
Total other changes in net position	<u>25,573</u>	<u>25,698</u>
Total increase (decrease) in net position	149,191	(150,297)
Net position – beginning of year	<u>3,947,771</u>	<u>4,098,068</u>
Net position – end of year	<u>\$ 4,096,962</u>	<u>3,947,771</u>

See accompanying notes to financial statements.

OREGON HEALTH & SCIENCE UNIVERSITY
(A Component Unit of the State of Oregon)

Statements of Cash Flows

Years ended June 30, 2023 and 2022

(Dollars in thousands)

	2023	2022
Cash flows from operating activities:		
Receipts for patient services	\$ 3,218,658	2,802,768
Receipts from students	81,933	83,560
Receipts of gifts, grants, and contracts	842,294	888,034
Other receipts	264,249	123,537
Payments to employees for services	(2,768,321)	(2,494,525)
Payments to suppliers	(1,519,750)	(1,333,873)
Net cash provided by operating activities	119,063	69,501
Cash flows from noncapital financing activities:		
Federal direct loan proceeds	66,398	64,618
Federal direct loan disbursements	(67,011)	(64,576)
State appropriations	62,690	41,240
CARES Act grants	—	33,514
Nonexpendable donations and life income agreements	39,361	25,857
Net cash provided by noncapital financing activities	101,438	100,653
Cash flows from capital and related financing activities:		
Scheduled principal payments on long-term debt	(64,508)	(36,277)
Interest payments on long-term debt	(58,299)	(64,893)
Proceeds from issuance of long-term debt	—	577,619
Repayment on debt	—	(181,415)
Acquisition of capital assets	(225,632)	(208,586)
Contributions for capital and other	8,129	4,877
Net cash (used in) provided by capital and related financing activities	(340,310)	91,325
Cash flows from investing activities:		
Purchases of investments	(1,147,529)	(2,396,239)
Proceeds from sales and maturities of investments	1,148,835	1,946,039
Interest on investments and cash balances	92,661	15,619
Net cash provided by (used in) investing activities	93,967	(434,581)
Net decrease in cash and cash equivalents	(25,842)	(173,102)
Cash and cash equivalents, beginning of year	262,472	435,574
Cash and cash equivalents, end of year	\$ 236,630	262,472

OREGON HEALTH & SCIENCE UNIVERSITY
(A Component Unit of the State of Oregon)

Statements of Cash Flows

Years ended June 30, 2023 and 2022

(Dollars in thousands)

	2023	2022
Reconciliation of operating loss to net cash provided by operating activities:		
Operating loss		
Adjustments to reconcile operating loss to net cash provided by operating activities:	\$	
Depreciation and amortization	(82,058)	(125,396)
Provision for bad debts	210,435	200,611
Interest expense reported as operating expense	11,716	7,963
Noncash contribution	42,798	45,251
Defined-benefit pension	(3,895)	(5,398)
Net changes in assets and liabilities:		
Patient accounts receivable	(25,614)	(41,969)
Student receivables	(133,230)	(52,637)
Grant and contracts receivable	316	2,674
Pledges and estates receivable	(680)	(18,773)
Other receivables, assets, and deferred outflows	74,325	73,249
Inventories	22,018	(28,796)
Prepaid expenses	(2,413)	(5,989)
Accounts payable and accrued expenses	(3,672)	(694)
Accrued salaries, wages, and benefits	31,901	16,086
Compensated absences payable	(6,724)	8,143
Due to contractual agencies	6,050	1,703
Liability for life income agreements	2,344	2,090
Unearned revenue	392	(3,381)
Medicare Advance Payment	27,128	11,098
Liability for self-funded insurance programs	(37,246)	(81,174)
Other noncurrent liabilities and deferred inflows	(1,472)	15,890
Net cash provided by operating activities	\$ 119,063	69,501
Supplemental schedule of noncash capital and related financing and investing activities:		
Unrealized change in fair value of investments	\$ 75,896	(192,291)
Gain (loss) on disposal capital assets	6	(1,972)
Obligations acquired under lease agreements	35,469	41,308
Acquisition of right-of-use assets	37,701	38,686

See accompanying notes to financial statements

OREGON HEALTH & SCIENCE UNIVERSITY
Nongovernmental Discretely Presented Component Units

Consolidated Balance Sheets

June 30, 2023 and 2022

(Dollars in thousands)

Assets	2023	2022
Current assets:		
Common stocks: Mutual funds	\$ 8,662	10,324
Cash and cash equivalents	49,950	62,023
Short-term investments	6,906	6,061
Patient accounts receivable, net	44,537	40,488
Other receivables	10,978	7,875
Supplies inventory	5,910	4,873
Prepaid expenses and other	2,941	2,129
Estimated receivables for Medicare and Medicaid settlements	—	454
Current portion of assets whose use is limited	1,052	1,033
Total current assets	130,936	135,260
Assets whose use is limited:		
Board-designated funds	31,777	33,041
Under bond indenture agreement – held by Trustee	—	1,909
Donor-restricted – specific purpose	6,147	6,096
Donor-restricted – endowment	2,759	2,855
Required for current liabilities	(1,052)	(1,033)
Total assets whose use is limited	39,631	42,868
Property and equipment:		
Property and equipment, net of accumulated depreciation and amortization	64,399	62,212
Other assets	15,987	7,414
Total assets	\$ 250,953	247,754

OREGON HEALTH & SCIENCE UNIVERSITY
Nongovernmental Discretely Presented Component Units
Consolidated Balance Sheets
June 30, 2023 and 2022
(Dollars in thousands)

Liabilities and Net Assets	2023	2022
Current liabilities:		
Accounts payable	\$ 62,134	58,795
Accrued payroll and employee benefits	12,448	14,772
Due to related party	13,892	26,139
Deferred revenue	—	2,672
Estimated liabilities for Medicare and Medicaid settlements	5,325	—
Long-term debt due within one year	1,122	1,090
Leases – current liability	1,502	—
Accrued bond interest payable	72	78
Total current liabilities	96,495	103,546
Long-term liabilities:		
Long-term debt, net of amount due within one year	8,850	9,959
Leases – long-term liability	5,403	—
Liability for pension benefits	21,693	29,680
Other long-term liabilities	24,418	23,872
Total long-term liabilities	60,364	63,511
Total liabilities	156,859	167,057
Net assets:		
Net assets without donor restrictions	85,585	71,616
Net assets with donor restrictions	8,509	9,081
Total net assets	94,094	80,697
Total liabilities and net assets	\$ 250,953	247,754

See accompanying notes to financial statements

OREGON HEALTH & SCIENCE UNIVERSITY

Nongovernmental Discretely Presented Component Units

Consolidated Statements of Operations

Years ended June 30, 2023 and 2022

(Dollars in thousands)

	<u>2023</u>	<u>2022</u>
Net patient service revenue:		
Patient service revenue (net of contractual allowances and discounts)	\$ 270,347	261,998
Total net patient service revenue	<u>270,347</u>	<u>261,998</u>
Other revenue		
OHSU support	22,813	11,051
Other revenue	258,178	220,721
Total other revenue	<u>280,991</u>	<u>231,772</u>
Total revenue	<u>551,338</u>	<u>493,770</u>
Operating expenses:		
Salaries and wages	108,775	100,417
Employee benefits	29,156	24,196
Supplies and other expenses	354,679	317,277
Professional fees	44,125	43,131
Depreciation and amortization	7,641	7,456
Interest	724	707
Total operating expenses	<u>545,100</u>	<u>493,184</u>
Income from operations	<u>6,238</u>	<u>586</u>
Other nonoperating income:		
Realized (loss) income on investments whose use is limited by board designation	(55)	256
Gain on investments in affiliated companies	468	610
Gain (loss) on disposal of property and equipment	2	(72)
Change in net unrealized gains (losses) on investments	1,810	(6,624)
Other operating (loss) revenue	(2,007)	300
Total other income	<u>218</u>	<u>(5,530)</u>
Excess (deficit) of revenue over expenses	6,456	(4,944)
Contributions for property and equipment acquisition	27	25
Pension-related changes	7,486	11,436
Increase in net assets without donor restrictions	<u>\$ 13,969</u>	<u>6,517</u>

See accompanying notes to consolidated financial statements

OREGON HEALTH & SCIENCE UNIVERSITY

Nongovernmental Discretely Presented Component Units

Consolidated Statements of Changes in Net Assets

Years ended June 30, 2023 and 2022

(Dollars in thousands)

	<u>2023</u>	<u>2022</u>
Net assets without donor restrictions:		
Excess (deficit) of revenue over expenses	\$ 6,456	(4,944)
Contributions for property and equipment acquisition	27	25
Pension-related changes	<u>7,486</u>	<u>11,436</u>
Increase (decrease) in net assets without donor restrictions	<u>13,969</u>	<u>6,517</u>
Net assets with donor restrictions:		
Gifts, grants, and bequests	1,159	1,781
Investment income (loss)	346	(1,068)
Net assets released from restrictions	<u>(2,077)</u>	<u>(1,386)</u>
Decrease in net assets with donor restrictions	<u>(572)</u>	<u>(673)</u>
Change in net assets	13,397	5,844
Net assets, beginning of year	<u>80,697</u>	<u>74,853</u>
Net assets, end of year	<u>\$ 94,094</u>	<u>80,697</u>

See accompanying notes to consolidated financial statements

OREGON HEALTH & SCIENCE UNIVERSITY
(A Component Unit of the State of Oregon)

Notes to Financial Statements

June 30, 2023 and 2022

(Dollars in thousands)

(1) Organization and Summary of Significant Accounting Policies

(a) Organization

As the only health sciences university and major academic health center in the state of Oregon (the State), Oregon Health & Science University (OHSU or the University) is dedicated to the education and training of healthcare professionals, research, patient care, outreach, and public service. In addition to the School of Medicine, School of Nursing, School of Dentistry, the joint College of Pharmacy with Oregon State University, and the joint School of Public Health with Portland State University, OHSU comprises several other academic and research units, including the Vollum Institute, the Vaccine and Gene Therapy Institute, Oregon National Primate Research Center, OHSU Brain Institute, Oregon Institute of Occupational Health Science, Oregon Clinical and Translational Research Institute, and the Pacific Northwest Center for Cryo-EM. OHSU also comprises several clinical units, including OHSU Hospital (the Hospital), the OHSU Practice Plan (OPP), and the Institute on Development and Disability (IDD). Doernbecher Children's Hospital is a unit of the Hospital serving pediatric patients. The Knight Cancer Institute is the only National Cancer Institute designated cancer center in the State, and the Knight Cardiovascular Institute provides the State's most comprehensive clinical and heart research program. In addition, OHSU operates a captive insurance company domiciled in Arizona for self-insurance purposes, OHSU Insurance Company (INSCO), which is blended in the accompanying financial statements.

Pursuant to an act of the Oregon Legislature (the Act), on July 1, 1995, OHSU was restructured from one of seven component units of the Oregon University System (OUS) to an independent public corporation. OHSU remains a component unit of the State.

The majority of the real property that constitutes OHSU's main campus on Marquam Hill (and certain off-campus properties) in Portland is owned by the State. Pursuant to the Act, the State retained title of such real property and OHSU was granted exclusive care, custody, and control of such real property. To evidence this condition, the State and OHSU entered into a 99-year lease, dated July 1, 1995 (the State Lease), under which the State leased to OHSU all of the State's leasable interest in such real property. Under the terms of the State Lease, the State may terminate the State Lease if, prior to such termination, the State causes the defeasance or discharge of all then-outstanding obligations of OHSU that were issued to finance improvements on the property subject to the State Lease or to refinance obligations of OHSU to the State. Under the State Lease, improvements include completed and partially completed buildings, fixtures, structures, and other improvements constructed on the property subject to the State Lease. In addition, OHSU was granted ownership of all personal property of the University, as it existed prior to the enactment of the Act.

Oregon Health & Science University Foundation is a separately incorporated nonprofit Foundation affiliated with OHSU. The primary purpose of the Foundation is to raise money for OHSU research, scientific, charitable, and educational purposes and to promote support for Doernbecher Children's Hospital. Doernbecher Children's Hospital Foundation, an Oregon nonprofit corporation, merged on January 1, 2021 with OHSU Foundation. Consequently, the financial position and the changes in financial position of the Foundation is blended in the accompanying financial statements.

OREGON HEALTH & SCIENCE UNIVERSITY
(A Component Unit of the State of Oregon)

Notes to Financial Statements

June 30, 2023 and 2022

(Dollars in thousands)

On February 1, 2016, OHSU affiliated with Tuality Healthcare and subsidiaries (Tuality), doing business as Hillsboro Medical Center, through the execution of a management agreement (the Tuality Agreement) between the organizations. Tuality owns and operates Tuality Community Hospital, a 215-licensed-bed acute care hospital located in Hillsboro, Oregon. Under the Tuality Agreement, OHSU agrees to oversee the unified and integrated clinical enterprises of OHSU and Tuality as a single, integrated economic unit. OHSU and Tuality remain as separate legal entities, own their own assets, and continue to be the licensed operators of their respective facilities. Tuality is a component unit of OHSU as OHSU approves Tuality's annual operating budget. Since Tuality has a separate board of directors and they do not provide services exclusively to OHSU, they are presented as a discretely presented component unit of OHSU.

On January 1, 2020, OHSU partnered with ODS Community Health, Inc. to form OHSU Health IDS, LLC (OHI). OHI is owned 60% by OHSU and 40% by ODS Community Health, Inc. OHI operates as an Integrated Delivery System (IDS) under Health Share of Oregon, a Coordinated Care Organization (CCO) certified by the Oregon Health Authority (OHA) to serve OHP (Medicaid) enrollees in the Portland-metro area. OHI remains a separate legal entity, own their own assets, and maintains its own direct contract with Health Share of Oregon. OHI is a component unit of OHSU as OHSU approves OHI's annual operating budget. Since OHI has a separate board of directors and they do not provide services exclusively to OHSU, they are presented as a discretely presented component unit of OHSU.

(b) Accounting Standards

The accompanying financial statements are prepared in accordance with accounting principles generally accepted in the United States of America using the accrual basis of accounting. OHSU's financial statements and note disclosures are based on all applicable Governmental Accounting Standards Board (GASB) pronouncements and interpretations. OHSU uses proprietary fund accounting.

OHSU prepares and presents its financial information in accordance with GASB Statement No. 34, *Basic Financial Statements – and Management's Discussion and Analysis – for State and Local Governments* (GASB 34), known as the "Reporting Model" statement. GASB 34 established the requirements and reporting model for annual financial statements. GASB 34 requires that financial statements be accompanied by a narrative introduction and analytical overview of the reporting entity in the form of "management's discussion and analysis." This reporting model also requires the use of a direct-method cash flow statement.

OHSU has also adopted GASB Statement No. 35, *Basic Financial Statements – and Management's Discussion and Analysis – for Public Colleges and Universities – an amendment of GASB Statement No. 34*. This statement establishes accounting and financial reporting standards for public colleges and universities within the financial reporting guidelines of GASB 34.

OREGON HEALTH & SCIENCE UNIVERSITY
(A Component Unit of the State of Oregon)

Notes to Financial Statements

June 30, 2023 and 2022

(Dollars in thousands)

(c) New Accounting Pronouncements

In June 2022, the GASB issued Statement No. 101, "Compensated Absences," which will be effective for the fiscal year ending June 30, 2025. This Statement will update the recognition and measurement guidance for compensated absences. This Statement requires that liabilities for compensated absences be recognized for (1) leave that has not been used and (2) leave that has been used but not yet paid in cash or settled through noncash means. The Statement amends the existing disclosure requirements to allow governments to disclose only the net change in the liability as long as they identify it as a net change.

(d) Financial Reporting Entity

As defined by generally accepted accounting principles, the financial reporting entity consists of OHSU as the primary government and its component units, which are legally separate organizations for which the primary government is financially accountable. Financial accountability is defined as a) appointment of the voting majority of the component units' board, and either (1) the ability to impose will by the primary government or (2) the possibility that the component unit will provide a financial benefit to or impose a financial burden on the primary government, or (b) the component unit is financially dependent on and there is potential for the component unit to provide specific financial benefits to, or impose specific burdens on, the primary government.

Component units are reported as part of the reporting entity under the blended or discrete method of presentation. Blending involves merging the component unit data with the primary government. There are three situations when blending is allowed: (1) when the board of the component unit is substantially the same as that of the primary government and there is a financial benefit or burden relationship between the primary government and the component unit or management of the primary government has operational responsibility for the component unit, (2) when the component unit provides services entirely, or almost entirely, to the primary government or otherwise exclusively, or almost exclusively, benefits the primary government even though it does not provide services directly to it, or (3) the component unit's total debt outstanding, including leases, is expected to be repaid entirely or almost entirely with resources of the primary government. OHSU Foundation and INSCO are considered to be blended component units as they serve the primary government exclusively. All transactions between OHSU and its blended component units are eliminated upon consolidation. Tuality and OHI are presented discretely since they have a separate board of directors and they do not provide services exclusively to OHSU. They are both considered a nonmajor component unit as there are no significant transactions with OHSU and there is not a significant financial benefit/burden relationship with OHSU.

Financial reports for INSCO and OHSU Foundation that include financial statements and required supplementary information are publicly available. These reports, and those of Tuality and OHI are, may be obtained by contacting the management of OHSU.

OREGON HEALTH & SCIENCE UNIVERSITY
(A Component Unit of the State of Oregon)

Notes to Financial Statements

June 30, 2023 and 2022

(Dollars in thousands)

(e) Basis of Accounting

Basis of accounting refers to the timing of when revenues and expenses are recognized in the accounts and reported in the financial statements. OHSU reports as a proprietary fund within the governmental model. OHSU's financial statements have been prepared using the accrual basis of accounting with the economic resources measurement focus. Under this method of accounting, revenue is recognized when earned and expenses are recorded when liabilities are incurred without regard to receipt or disbursement of cash.

(f) Use of Estimates

The preparation of financial statements in conformity with US generally accepted accounting principles requires management to make estimates and assumptions that affect the reported amounts of assets and liabilities and disclosure of contingent assets and liabilities at the date of the financial statements and the reported amounts of revenues and expenses during the reporting period. Actual results could differ from those estimates. Significant estimates in OHSU's financial statements include patient accounts receivable allowances, liabilities related to self-insurance programs, and valuation of pension liabilities.

(g) Cash and Cash Equivalents

OHSU held \$176,842 of cash equivalents within cash and cash equivalents at June 30, 2023 and held none at June 30, 2022.

(h) Investments

Investments are carried at fair value. Fair values are determined based on quoted market prices, where available. Investments in joint ventures are recorded using the equity method of accounting. Alternative investments, which are not readily marketable, are carried at estimated fair values as provided by investment managers. OHSU reviews and evaluates the values provided by the investment managers and agrees with the valuation methods and assumptions used in determining the fair value of the alternative investments. These estimated fair values may differ from the values that would have been used had a ready market for those securities existed.

Net unrealized gains and losses are included in the net unrealized gain (loss) in fair value of investments in nonoperating revenues in the statements of revenues, expenses, and changes in net position. Interest, dividends, and realized gains and losses on investments are included in nonoperating revenues as investment income when earned.

(i) Inventories

Inventories consist primarily of supplies and pharmaceutical supplies in organized stores at various locations across the campus and in the Hospital. Inventories are recorded using several different methodologies dependent upon the operational use of the supplies and system capabilities. OHSU utilizes standard-cost and average-cost methodologies to record and report inventory value.

OREGON HEALTH & SCIENCE UNIVERSITY
(A Component Unit of the State of Oregon)

Notes to Financial Statements

June 30, 2023 and 2022

(Dollars in thousands)

(j) Capital Assets

Capital asset acquisitions (excluding intangible right-to-use lease and subscription IT assets) are stated at cost. Donated items are recorded on the basis of fair market value at the date of donation. OHSU capitalizes equipment additions greater than \$5 and capital projects greater than \$25. Maintenance, repairs, and minor replacements are expensed as incurred. When properties are retired or otherwise disposed of, the related cost and accumulated depreciation are removed from the respective accounts and any gain or loss on disposition is recorded as other in nonoperating revenue.

The provision for depreciation is determined by the straight-line method at rates calculated to amortize the cost of assets over the shorter of their estimated useful lives or the related lease term as follows: buildings and other improvements, 10 to 40 years; and equipment, 3 to 20 years.

(k) Net Position Classifications

Net position is classified into four net asset categories, in accordance with donor-imposed restrictions:

- Net investment in capital assets represents the depreciated value of capital purchases, net of related debt.
- Net position restricted, expendable, carries externally imposed time or purpose restrictions that expire in the future.
- Net position restricted, nonexpendable, carries externally imposed restrictions that never expire.
- Net position unrestricted carries no externally imposed restrictions.

Investment income earned on donor-restricted endowment funds in excess of the annual spending distribution is accounted for in the expendable restricted net position category.

OHSU first applies restricted resources to an expense where an expense is incurred for a purpose for which both restricted and unrestricted funds are available.

OREGON HEALTH & SCIENCE UNIVERSITY
(A Component Unit of the State of Oregon)

Notes to Financial Statements

June 30, 2023 and 2022

(Dollars in thousands)

A summary of restricted funds by restriction category for fiscal years ended June 30, 2023 and 2022 is as follows:

	<u>2023</u>	<u>2022</u>
Restricted expendable:		
Research	\$ 339,184	412,421
Academic support	89,324	85,943
Instruction	59,907	62,072
Capital projects and planning	14,119	16,497
Student aid	63,762	63,511
Clinical support	19,033	18,195
Institutional support	5,483	5,817
Defined-benefit OPEB	11,743	10,070
Other	41,308	44,295
	<u>\$ 643,863</u>	<u>718,821</u>
Restricted nonexpendable:		
Research	\$ 43,964	43,454
Instruction	89,829	87,026
Academic support	110,287	106,253
Student aid	55,212	49,880
Other	40,944	37,369
	<u>\$ 340,236</u>	<u>323,982</u>

(I) Endowments

The endowment corpus is accounted for in the restricted, nonexpendable net position category and reported on the statements of net position as restricted long-term investments. The Foundation's spending policy for endowment funds is determined by the Executive Committee of the Board of Trustees (Executive Committee) and is calculated using a weighted average methodology comprised of an eight quarter moving average of the fair value of the endowment fund adjusted for inflation, and of the previous year's actual spending distribution adjusted for inflation. The resulting effective spending rate payout is then banded to be between 4.0% and 5.5% each year. The Executive Committee authorized a 4.5% distribution rate to calculate the effective spending rate for the years ended June 30, 2023 and 2022.

The Foundation's management and investment of donor-restricted endowment funds are subject to the provisions of the Uniform Prudent Management of Institutional Funds Act enacted by the State in January 2008.

OREGON HEALTH & SCIENCE UNIVERSITY
(A Component Unit of the State of Oregon)

Notes to Financial Statements

June 30, 2023 and 2022

(Dollars in thousands)

The endowment fund investment pool (endowment fund) held by the Foundation is the repository for funds from restricted, nonexpendable contributions where the principal amount cannot be used, but a spending distribution, described below, can be used for the designated purpose. The endowment fund also holds quasi-endowment funds, which have been designated as endowment by the Foundation's board of trustees. All interest, dividends, and changes in fair value on the endowment fund are allocated to the appropriate unrestricted or restricted net position classification as specified by the donor at the time of receipt. Endowment accounts receive spending distributions subject to the Foundation's board of trustees' approved spending policy, which provides a predetermined amount of total return that can be spent for purposes designated by the donor. All expendable income restricted by the donor is carried as restricted, expendable net position until such time as the restriction has been met. At June 30, 2023 and 2022, the fair value of investments in the endowment fund was \$950,900 and \$896,000, respectively. The fair value of the unspent portion of endowments in excess of corpus at June 30, 2023 and 2022 was \$103,800 and \$115,000, respectively.

At June 30, 2023 and 2022, accumulated loss of \$0.4 million and \$0.3 million, respectively, related to endowment accounts with market value below corpus was reflected in nonexpendable restricted net position.

(m) Federal Income Taxes

OHSU, as a division of the State, is not subject to federal income taxes of the Internal Revenue Code, except for unrelated business income.

(n) State Appropriations

The Oregon State Legislature makes an appropriation to OHSU on a biennial basis. The appropriation is recognized as nonoperating revenues over the related appropriation period as applicable eligibility requirements are met.

(o) Research Activity

Restricted grants receivable represent receivables for grant activities on which OHSU has met all applicable eligibility requirements and on which the funds are available from the granting agency. As of June 30, 2023 and 2022, the grants receivable balance was \$32,834 and \$36,281, respectively, and was included in grant and contract receivables in the accompanying statements of net position. The balance in unearned revenue as of year-end represents amounts advanced for which OHSU has not met all applicable eligibility requirements. As of June 30, 2023 and 2022, the grants unearned revenue balance was \$56,990 and \$59,339, respectively.

(p) Operating Revenues

OHSU includes patient service revenue, student tuition and fees, gifts, grants and contracts, and other income from sales and services in operating revenues. These revenues are key components of the operations of OHSU.

OREGON HEALTH & SCIENCE UNIVERSITY
(A Component Unit of the State of Oregon)

Notes to Financial Statements

June 30, 2023 and 2022

(Dollars in thousands)

(q) Net Patient Service Revenue

A summary of patient service revenues during the years ended June 30, 2023 and 2022 is as follows:

	2023	2022
Gross patient charges	\$ 8,059,588	6,963,647
Contractual discounts	(4,710,044)	(4,110,332)
Bad debt adjustments	(11,716)	(7,963)
Net patient service revenues	\$ 3,337,828	2,845,352

OHSU has agreements with third-party payors that provide for payments at amounts different from established rates. Payment arrangements include prospectively determined rates per discharge, outpatient case rates, reimbursed costs, discounted charges, and per diem payments. Net patient service revenue is reported at the estimated net realizable amounts due and determined to be collectible from patients, third-party payors, and others for services rendered and includes estimates for potential retroactive revenue adjustments under reimbursement agreements with third-party payors. Such estimates are adjusted in future periods as final settlements are determined.

A significant portion of OHSU's services are provided to Medicare, Medicaid, and Oregon Health Plan (OHP) patients under contractual arrangements. Inpatient acute care services rendered by OHSU to Medicare, Medicaid, and OHP program beneficiaries are generally reimbursed at prospectively determined rates per discharge. These rates vary according to a patient classification system that is based on clinical, diagnostic, and other factors (i.e., Medicare severity diagnosis related groups or MS DRGs). Such payments include a capital cost component and may be greater or less than the actual charges for services. Most outpatient services related to Medicare beneficiaries are reimbursed prospectively under the ambulatory payment classifications methodology. Home health services related to Medicare beneficiaries are reimbursed under a prospective payment system methodology. OHSU is reimbursed for cost reimbursable items at a tentative rate with final settlement determined after audits of OHSU's annual cost reports by the Medicare Administrative Contractor and Medicaid.

OHSU partners with the State of Oregon (the State) in an innovative collaboration resulting in significant additional federal funding for Oregon's Medicaid program. Through the Intergovernmental Transfer (IGT) partnership with the State this program reduces OHSU's losses from the Medicaid program and enables support for OHSU's research and education missions. In fiscal years 2023 and 2022, the program generated \$268,500 and \$166,000, respectively, for its missions.

The laws and regulations governing the Medicare and Medicaid programs are complex and subject to interpretation. As a result, there is at least a reasonable possibility that estimated third-party payor settlements payable, net will change by a material amount in the near term. For the years ended June 30, 2023 and 2022, OHSU received third-party settlements of \$4,333 and \$1,945, respectively, as a result of final settlements of prior years' cost reports and revisions of estimates for prior years cost report settlements.

OREGON HEALTH & SCIENCE UNIVERSITY
(A Component Unit of the State of Oregon)

Notes to Financial Statements

June 30, 2023 and 2022

(Dollars in thousands)

OHSU has also entered into payment agreements with certain commercial insurance carriers, health maintenance organizations, and preferred provider organizations to provide medical services to subscribing participants. The basis for payment to OHSU under these agreements includes prospectively determined rates per discharge, discounts from established charges, prospectively determined fee schedules, and certain capitated per member per month payment arrangements.

Significant concentrations of gross patient accounts receivable as of June 30, 2023 and 2022 were approximately as follows:

	2023	2022
Medicare and Medicare managed care contracts	25 %	22 %
Medicaid and OHP	19	19
Commercial and managed care insurance	54	57
Nonsponsored	2	2
	100 %	100 %

(r) Student Tuition and Fees Revenues

A summary of student tuition and fees revenues during the years ended June 30, 2023 and 2022 is as follows.

	2023	2022
Gross student tuition	\$ 98,059	96,276
Tuition discounts	(16,442)	(15,390)
Student tuition and fees revenues, net	\$ 81,617	80,886

(s) Charity Care

OHSU provides care to patients who meet certain criteria under its charity care policy without charge or at amounts less than its published rates. Because OHSU does not pursue collection of amounts determined to qualify as charity care, they are not reported as revenue.

OHSU maintains records to identify and monitor the level of charity care it provides. These records include the amount of charges forgone for services and supplies furnished under its charity care policy. Charity care provided measured as charges forgone and based on established rates was \$58,056 and \$85,789 in 2023 and 2022, respectively.

OREGON HEALTH & SCIENCE UNIVERSITY
(A Component Unit of the State of Oregon)

Notes to Financial Statements

June 30, 2023 and 2022

(Dollars in thousands)

(t) Pledges and Estates Receivable

Pledges and estates receivable are recorded as receivables and revenues when all eligibility criteria are met in the appropriate net asset category based upon donor-imposed restrictions and are reported at fair value at the date the promise is received. Pledges are generally received within 5 to 10 years of the date of original commitment. The majority of estates are received within one year. Pledges and estates receivable, less reserves for estimated uncollectible amounts, are discounted to their present value using rates that range from 0.14% to 4.88%.

(u) Life Income Agreements

The Foundation has been named as remainder beneficiary for various life income agreements. Life income agreements provide for contractual payments to designated beneficiaries for a specific period, after which the remaining principal and interest revert to the Foundation. Contributions received under life income agreements are included in long-term investments, restricted, with the corresponding commitment to the beneficiary included in liability for life income agreements in the accompanying statements of net position. The Foundation has investments with a fair value of \$51,000 and \$51,900 as at June 30, 2023 and 2022, respectively, related to its individually managed life income agreements.

(v) Moda Note Receivable

OHSU has contracts with, and receives patient revenues from, the major health plans in Oregon. OHSU's guiding principle in developing payor provider partnerships is to ensure that Oregonians continue to have access to Oregon's public health sciences university and academic health center and its affiliates and that OHSU has access to major populations of Oregon across its missions of patient care, education, research, and outreach.

Since 2013, OHSU has partnered with Moda Health Plan, Inc. (Moda) to advance population health management. In December 2014, OHSU invested \$50,000 in Moda through a 10-year surplus note to help capitalize Moda's Oregon healthcare efforts. The principal balance of this note shall become due and payable in full on December 15, 2024, and the note bears interest on its unpaid principal balance at a rate equal to 4% per annum. Payment of interest and principal is subject to approval by the Oregon insurance commissioner, which is part of the Department of Consumer and Business Services (DCBS). The Oregon insurance commissioner allowed payment of accrued interest to OHSU of \$2,000 and \$2,000 in fiscal years 2023 and 2022, respectively.

Moda had a large share of Oregon's individual insurance market during the initial years of the Affordable Care Act and had significant receivables due from the federal government under the risk corridor program that was designed to encourage plans to offer individual coverage. At that time, it was uncertain if, or when, the federal government would pay these amounts. In light of uncertain payment of federal risk corridor receivables, higher risk from losses at Moda, and the likelihood that interest payments could have been deferred, OHSU recorded a valuation reserve of \$16,500 against the surplus note receivable as of June 30, 2015. In April 2020, the US Supreme Court ruled in favor of Moda Health Plan and other insurers that had sued the federal government for backing out of support under the Affordable Care Act. The justices reversed a lower court's ruling that Congress had suspended the government's obligation to make such payments under the Affordable Care Act.

OREGON HEALTH & SCIENCE UNIVERSITY
(A Component Unit of the State of Oregon)

Notes to Financial Statements

June 30, 2023 and 2022

(Dollars in thousands)

OHSU reviewed the valuation of the note receivable as of June 30, 2023 and 2022 and has retained the current net valuation of \$33,500, which represents 0.8% and 0.9% of the University's total net position as of June 30, 2023 and 2022, respectively.

(w) Leases (Lessee) and Similar Subscription-Based Information Technology (IT) Arrangements

OHSU is a lessee for various noncancelable leases of buildings and equipment. OHSU also has noncancelable subscription IT arrangements (similar to a lease) for the right-to-use information technology hardware and software (subscription IT arrangements).

Short-term Leases and Subscription IT arrangements

For leases and subscription IT arrangements with a maximum possible term of 12 months or less at commencement, OHSU recognizes expense based on the provisions of the lease contract or subscription IT arrangement, respectively.

Leases and Subscription IT arrangements other than short term

For all other leases and subscription IT arrangements (i.e., those that are not short term) whose total discounted minimum payment obligation are greater than \$100, OHSU recognizes a lease or subscription IT liability, respectively, and an intangible right-to-use lease asset or subscription IT asset, respectively.

Measurement of Lease Amounts

At lease commencement, OHSU initially measures the lease liability at the present value of payments expected to be made during the lease term. Subsequently, the lease liability is reduced by the principal portion of lease payments made. The lease asset is initially measured as the initial amount of the lease liability plus any initial direct costs ancillary to placing the underlying asset into service, less any lease incentives received at or before the lease commencement date. Subsequently, the lease asset is amortized into depreciation expense on a straight-line basis over the lease term.

Measurement of Subscription IT Amounts

At subscription commencement, OHSU initially measures the subscription IT liability at the present value of payments expected to be made during the subscription term. Subsequently, the subscription IT liability is reduced by the principal portion of subscription payments made. The subscription IT asset is initially measured as the initial amount of the subscription IT liability less any vendor incentives received at or before the subscription commencement date, plus the capitalizable implementation costs. Subsequently, the subscription IT asset is amortized into depreciation expense on a straight-line basis over the subscription term.

OREGON HEALTH & SCIENCE UNIVERSITY
(A Component Unit of the State of Oregon)

Notes to Financial Statements

June 30, 2023 and 2022

(Dollars in thousands)

Key Estimates and Judgments

Key estimates and judgments include how the OHSU determines (1) the discount rate it uses to calculate the present value of the expected lease and subscription payments, (2) lease and subscription term, and (3) lease and subscription payments.

- OHSU generally uses its estimated incremental borrowing rate as the discount rate for leases and subscription IT arrangements unless the rate that the lessor/vendor charges is known. OHSU obtains its current incremental borrowing rate from its primary banking institution on a periodic basis. OHSU's incremental borrowing rate for leases and subscription IT arrangements is based on the rate of interest it would need to pay if it issued general obligation bonds to borrow an amount equal to the lease or subscription payments, respectively, under similar terms at the commencement or remeasurement date.
- The lease or subscription term includes the noncancelable period of the lease or subscription IT arrangement, respectively, plus any additional periods covered by either an OHSU or lessor unilateral option to (1) extend for which it is reasonably certain to be exercised, or (2) terminate for which it is reasonably certain not to be exercised. Periods in which both OHSU and the lessor/vendor have an option to terminate (or if both parties have to agree to extend) are excluded from the lease or subscription term.

Remeasurement of Lease and Subscription Amounts

OHSU monitors changes in circumstances that may require remeasurement of a lease or subscription IT arrangement. When certain changes occur that are expected to significantly affect the amount of the lease or subscription IT liability, the liability is remeasured and a corresponding adjustment is made to the lease or subscription IT asset, respectively.

Presentation in Statements of Net Position

Lease and subscription IT assets are reported with capital assets and lease and subscription IT liabilities are reported with long-term leases in the statements of net position.

(2) Cash and Investments

OHSU holds substantially all of its cash, cash equivalents, and investment balances at financial institutions. OHSU's cash is insured by the Federal Deposit Insurance Corporation subject to standard limits. Additionally, a portion of cash and cash equivalents are collateralized deposits as required under the Oregon Revised Statutes (ORS).

OREGON HEALTH & SCIENCE UNIVERSITY
(A Component Unit of the State of Oregon)

Notes to Financial Statements

June 30, 2023 and 2022

(Dollars in thousands)

OHSU's investment policies are approved by the board of directors and are accounted for as prescribed by GASB Statement No. 31, *Accounting and Financial Reporting for Certain Investments and for External Investment Pools*. Changes in the fair value of investments are included in nonoperating revenues. The composition of investments at fair value at June 30, 2023 and 2022 is as follows:

	2023	2022
Short-term investments:		
Cash and cash equivalents	\$ —	835
US government securities	22,040	21,739
	22,040	22,574
Funds held by trustee, current portion:		
Cash and cash equivalents	30,423	—
Fixed income	—	42,305
	30,423	42,305
Funds held by trustee, less current portion:		
Cash and cash equivalents	45,983	—
US government securities	89,130	135,765
Corporate obligations	100,511	137,845
Other fixed income	—	29,859
	235,624	303,469
Long-term investments – less current portion:		
Cash and cash equivalents	20,819	32,555
US government securities	251,115	306,325
US agency securities	149,820	147,035
Corporate obligations	221,500	243,208
Fixed income	216,881	226,209
Equities	966,071	755,564
Alternative investments	247,116	222,666
Joint ventures and partnerships	656,810	661,846
Real estate investments and other	72,143	89,998
	2,802,275	2,685,406
Total investments, all categories	\$ 3,090,362	3,053,754

OREGON HEALTH & SCIENCE UNIVERSITY
(A Component Unit of the State of Oregon)

Notes to Financial Statements

June 30, 2023 and 2022

(Dollars in thousands)

The methods used to determine the fair value of financial instruments reflect market participant objectives and are based on the application of a valuation hierarchy. These methods are prescribed by GASB No. 72, *Fair Value Measurement and Application*. The hierarchy is based on the reliability of inputs as follows:

- Level 1 – Valuation is based on quoted prices for identical financial instruments in active markets. OHSU does not adjust the quoted price for Level 1 financial instruments.
- Level 2 – Valuation is based on quoted prices for similar instruments in active markets, quoted prices for identical or similar instruments in markets that are not active, and independent pricing models or other model-based valuation techniques using observable inputs.
- Level 3 – Certain types of financial instruments are classified as Level 3 within the valuation hierarchy because these financial instruments trade infrequently and, therefore, have little or no price transparency. Valuation is based on unobservable inputs used to measure fair value to the extent that observable inputs are not available.

The following table presents a categorization, based on the foregoing valuation hierarchy, of OHSU's financial instruments measured at fair value as of June 30, 2023:

	<u>Level 1</u>	<u>Level 2</u>	<u>Level 3</u>	<u>Fair value</u>
Cash and cash equivalents	\$ —	76,406	—	76,406
US government securities	—	362,285	—	362,285
US agency securities	—	149,820	—	149,820
Domestic equity securities	98,470	—	134	98,604
International equity securities	33,609	—	—	33,609
US corporate securities	—	281,382	—	281,382
Non-US corporate securities	—	40,629	—	40,629
Asset-backed securities	—	56,032	—	56,032
Venture capital and private equity	—	—	28,140	28,140
Mutual funds – fixed income only	164,950	1,150	—	166,100
Municipal bonds	—	3,862	—	3,862
Other fixed income	—	361	11,345	11,706
Alternative Investments	—	—	750	750
Real estate investments and other	1,073	1,101	2,323	4,497
	<u>\$ 298,102</u>	<u>973,028</u>	<u>42,692</u>	1,313,822
Investments measured using NAV per share or its equivalent				1,673,986
Equity method investments				<u>102,554</u>
Total assets				<u>\$ 3,090,362</u>

OREGON HEALTH & SCIENCE UNIVERSITY
(A Component Unit of the State of Oregon)

Notes to Financial Statements

June 30, 2023 and 2022

(Dollars in thousands)

The following table presents a categorization, based on the foregoing valuation hierarchy, of OHSU's financial instruments measured at fair value as of June 30, 2022:

	<u>Level 1</u>	<u>Level 2</u>	<u>Level 3</u>	<u>Fair value</u>
Cash and cash equivalents	\$ —	82,131	—	82,131
US government securities	—	463,830	—	463,830
US agency securities	—	147,035	—	147,035
Domestic equity securities	98,696	—	134	98,830
International equity securities	54,904	—	—	54,904
US corporate securities	—	335,178	—	335,178
Non-US corporate securities	—	45,875	—	45,875
Asset-backed securities	—	74,129	—	74,129
Venture capital and private equity	—	—	21,236	21,236
Mutual funds – fixed income only	166,910	—	—	166,910
Municipal bonds	—	7,312	—	7,312
Other fixed income	—	423	11,628	12,051
Alternative Investments	—	—	731	731
Real estate investments and other	1,088	1,634	4,464	7,186
	<u>\$ 321,598</u>	<u>1,157,547</u>	<u>38,193</u>	1,517,338
Investments measured using NAV per share or its equivalent				1,439,251
Equity method investments				<u>97,165</u>
Total assets			<u>\$</u>	<u>3,053,754</u>

There were no transfers of financial instruments between Level 1 or Level 2 classifications either in 2023 or 2022. Changes in Level 3 financial instruments are as follows:

	<u>2023</u>	<u>2022</u>
Balance at beginning of year	\$ 38,193	41,472
Contributions	110	1,859
Net realized (losses) gains	(537)	100
Net unrealized (losses) gains	(33)	70
Purchases	28,895	21,971
Sales	(1,969)	(1,418)
Transfer from (to) NAV per share, or its equivalent, classification from sales	<u>(21,967)</u>	<u>(25,861)</u>
Balance at end of year	<u>\$ 42,692</u>	<u>38,193</u>

OREGON HEALTH & SCIENCE UNIVERSITY
(A Component Unit of the State of Oregon)

Notes to Financial Statements

June 30, 2023 and 2022

(Dollars in thousands)

Net realized and unrealized gains and losses on financial instruments classified as Level 3 are reported as nonoperating revenues as investment income when earned.

OHSU uses a practical expedient for the estimation of the fair value of investments in funds for which the investment does not have a readily determinable fair value. The practical expedient used by OHSU for certain financial instruments is the NAV per share. Valuations provided by fund administrators for these financial instruments consider variables such as the financial performance of underlying investments, recent sales prices, and other pertinent information. The valuation is adjusted when changes to inputs and assumptions are corroborated by evidence, such as completed or pending third-party transactions in the underlying security and changes in financial results, data, or cash flows. Management or its discretionary investment partner reviews the valuations and assumptions provided by fund administrators for reasonableness and believes that the carrying amounts of these financial instruments are reasonable estimates of fair value.

The following table presents information for investments where either the NAV per share or its equivalent was used to value the investments as of June 30, 2023 and 2022:

	<u>Redemption frequency</u>	<u>Redemption notice period</u>
Domestic equities	Weekly to every two years	3–180 days
Non-US equities	Weekly to every four years	3–180 days
Global equities	Quarterly	3–180 days
Venture capital/private equity	Event-driven	N/A
Marketable alternative investments – nonfixed income	Monthly to every three years	15–180 days
Marketable alternative investments – fixed income only	Monthly	15–35 days
Real estate investments and contracts	Event-driven	N/A

Domestic equities, non-US equities, global equities, and natural resources funds represent investments in equities, both US and international, and may include investments in developed and emerging markets.

OREGON HEALTH & SCIENCE UNIVERSITY
(A Component Unit of the State of Oregon)

Notes to Financial Statements

June 30, 2023 and 2022

(Dollars in thousands)

(3) Investments and Related Policies

(a) Interest Rate Risk

As of June 30, 2023 and 2022, OHSU had the following investments and maturities at fair value:

	2023				
	Maturity				
	Less than 1 year	1–5 Years	6–10 Years	More than 10 years or none	Total
Cash and cash equivalents	\$ 76,406	—	—	—	76,406
US government securities	97,622	156,636	63,281	44,746	362,285
US agency securities	923	8,715	11,447	128,735	149,820
Domestic equity securities	—	—	—	556,833	556,833
International equity securities	—	—	—	409,238	409,238
US corporate securities	110,016	91,713	38,977	40,676	281,382
Non-US corporate securities	2,587	20,996	8,376	8,670	40,629
Asset-backed securities	2,226	21,324	6,183	26,299	56,032
Venture capital and private equity	—	—	—	656,810	656,810
Mutual funds – fixed income only	34,574	51,355	51,775	28,396	166,100
Municipal bonds	96	1,566	1,506	694	3,862
Other fixed income	—	340	21	11,345	11,706
Alternative Investments	—	—	—	247,116	247,116
Real estate investments and other	—	—	—	72,143	72,143
	<u>\$ 324,450</u>	<u>352,645</u>	<u>181,566</u>	<u>2,231,701</u>	<u>3,090,362</u>
	2022				
	Maturity				
	Less than 1 year	1–5 Years	6–10 Years	More than 10 years or none	Total
Cash and money market funds	\$ 81,527	598	—	5	82,130
US government securities	151,065	189,133	75,525	48,107	463,830
US agency securities	135	12,155	128,005	6,740	147,035
Domestic equity securities	—	—	—	550,781	550,781
International equity securities	—	—	—	204,784	204,784
US corporate securities	145,094	96,711	43,452	49,921	335,178
Non-US corporate securities	2,977	23,173	10,708	9,018	45,876
Asset-backed securities	4,516	23,308	27,491	18,814	74,129
Joint ventures and partnerships	—	—	—	661,846	661,846
Mutual funds – fixed income only	50,250	45,165	48,497	23,853	167,765
Municipal bonds	313	1,723	1,932	3,345	7,313
Other fixed income	—	310	113	—	423
Alternative investments	—	—	—	222,666	222,666
Real estate investments and other	—	—	—	89,998	89,998
	<u>\$ 435,877</u>	<u>392,276</u>	<u>335,723</u>	<u>1,889,878</u>	<u>3,053,754</u>

OREGON HEALTH & SCIENCE UNIVERSITY
(A Component Unit of the State of Oregon)

Notes to Financial Statements

June 30, 2023 and 2022

(Dollars in thousands)

OHSU held \$56,032 and \$74,129 of asset-backed securities collateralized primarily by auto loans, credit card receivables, and collateralized mortgage obligations as of June 30, 2023 and 2022, respectively. These securities are valued at their estimated fair values. The valuation of these securities is sensitive to principal prepayments, which may result from a decline in interest rates, and they are sensitive to an increase in average maturity, which may result from interest rate increases that lead to decreasing prepayments.

At June 30, 2023 and 2022, OHSU had certain joint ventures and partnerships, alternative investments, real estate investments, and other investments. These investments may contain elements of both credit and market risk. Such risks may include limited liquidity, absence of regulatory oversight, dependence upon key individuals, and nondisclosure of portfolio composition. Because these investments are not readily marketable, their estimated fair value is subject to uncertainty and, therefore, may differ from the value that would have been used had a ready market for such investments existed. Such differences could be material.

OHSU's investment policies vary based on the investment objectives of the portfolio. The operating and trustee-held portfolios seek to preserve principal with the intent of maximizing total return within appropriate risk parameters. Maturities of securities selected in these portfolios are driven by prevailing market conditions, while considering cash requirements of the organization.

The Foundation investment policies are established based on the investment objectives of the portfolio. The endowment portfolio, which is included in long-term investments in the accompanying statements of net position, seeks to produce a predictable and stable payout stream that increases over time, while achieving growth of corpus. The endowment fund may invest in cash and cash equivalents, fixed-income securities, US and non-US equity securities and other alternative investments. The objective for the current fund is to provide a reliable source of liquidity to meet short-term working capital needs. The current fund may invest in cash, cash equivalents, fixed income securities, equity mutual funds and ETFs, and quasi-endowment within the endowment fund. The duration of the C/F 1–5-year portfolio shall be within a range of 75% to 125% of the Barclay's 1–5 year Government/Credit Bond Index. The charitable gift annuity pool seeks to produce a relatively predictable and stable payout stream that will satisfy the funds distribution obligations while achieving long-term capital appreciation of the overall fund balance. The charitable gift annuity pool may invest in cash and cash equivalents, US and non-US equities, fixed-income, and real estate. Charitable trusts are managed to provide for the distribution of a stated income payment while attempting to achieve reasonable expected total returns. Charitable trust investment objectives and asset allocation guidelines are determined based on the individual circumstances of each trust account. Allowable investments for charitable trusts include cash and cash equivalents, US. and non-US equities, fixed-income, real estate, and commodities.

OREGON HEALTH & SCIENCE UNIVERSITY
(A Component Unit of the State of Oregon)

Notes to Financial Statements

June 30, 2023 and 2022

(Dollars in thousands)

(b) Credit Risk

The current fund investment policy requires minimum ratings or better from Standard & Poor's, Moody's, or Fitch as follows:

	<u>Minimum Standard & Poor's rating</u>	<u>Minimum Moody's rating</u>	<u>Minimum Fitch rating</u>
US and foreign corporate indebtedness	BBB- or A-2	Baa3 or P-2	BBB- or F-2
Certificates of deposit	BBB- or A-2	Baa3 or P-2	BBB- or F-2
Foreign government, foreign agency, or supranational organization debt	A or A-1	A2 or P-1	A or F-1
Agency mortgage-backed securities	AAA	Aaa	AAA
Commercial mortgage-backed securities	AAA	Aaa	AAA
Asset-backed securities	AAA	Aaa	AAA
Municipal bonds	A	A2	A

At the time of purchase, securities must be rated by at least two of the three rating agencies. If the security is rated by all three agencies, the middle rating will apply. If only two ratings are available, then the lower rating will be used.

If the credit quality of a holding in the current fund declines so that it is below the level required as stated above, a decision will be made by the Investment Committee to hold or sell the security.

Investments in the charitable gift annuity pool shall have a minimum credit quality rating of Baa/BBB or an average credit rating of Baa/BBB for mutual funds or pooled funds and a minimum rating of A-1/P-1 for investments in commercial paper. The charitable trust investments generally have a minimum credit quality rating in investment-grade Baa/BBB bond investments and a minimum rating of A-1/P-1 for investments in commercial paper. However, an individual trust may hold up to 9% of the portfolio in below-investment-grade investments.

OREGON HEALTH & SCIENCE UNIVERSITY
(A Component Unit of the State of Oregon)

Notes to Financial Statements

June 30, 2023 and 2022

(Dollars in thousands)

As of June 30, 2023 and 2022, OHSU had the following investments with credit rating at fair value:

Investment type	Credit rating S&P or equivalent	Total	
		2023	2022
Cash and money market funds	AAA	\$ 76,406	—
	A-1+	—	26,681
	Not rated	—	1,135
	NA	—	54,314
US government securities	AAA	35,375	43,464
	AA+	325,534	279,559
	AA	925	1,867
	AA-	—	10
	A-	410	2,105
	BBB+	—	663
	BBB-	41	304
	NA	—	135,858
US agency securities	AAA	17,658	9,457
	AA+	132,162	137,578
US corporate securities	AAA	11,457	12,178
	AA+	8,073	14,158
	AA	7,458	10,378
	AA-	19,953	22,991
	A+	30,674	42,704
	A	60,162	65,181
	A-	52,277	54,701
	BBB+	24,090	30,076
	BBB	51,126	60,161
	BBB-	10,268	16,372
	BB+	—	300
	BB	2,882	1,758
	B	498	532
	Below B	28	17
Not rated	391	456	
n/a	2,045	3,215	

OREGON HEALTH & SCIENCE UNIVERSITY
(A Component Unit of the State of Oregon)

Notes to Financial Statements

June 30, 2023 and 2022

(Dollars in thousands)

Investment type	Credit rating S&P or equivalent	Total	
		2023	2022
Non-US corporate securities	AAA	\$ 6,947	9,070
	AA+	499	1,367
	AA	1,133	668
	AA-	1,345	2,222
	A+	2,199	2,255
	A	5,050	2,618
	A-	7,703	8,770
	BBB+	7,130	6,273
	BBB	5,669	8,550
	BBB-	2,080	824
	BB+	—	2,701
	NA	874	558
	Asset-backed securities	AAA	17,122
AA+		171	34,357
AA		4,267	2,905
A		1,687	720
BBB+		342	363
BBB		3,907	1,806
BBB-		413	—
BB		3,198	673
B		1,788	528
Below B		2,177	1,889
Not rated		16,994	3,395
NA		3,966	8,744
Mutual funds – fixed income only		AAA	97,810
	AA	7,557	8,043
	A	16,424	16,218
	BBB	19,762	21,842
	BB	6,479	7,347
	B	5,064	5,394
	Below B	5,962	4,488
	Not rated	7,042	5,484

OREGON HEALTH & SCIENCE UNIVERSITY
(A Component Unit of the State of Oregon)

Notes to Financial Statements

June 30, 2023 and 2022

(Dollars in thousands)

Investment type	Credit rating S&P or equivalent	Total	
		2023	2022
Municipal bonds	AAA	\$ 493	1,529
	AA	2,870	3,229
	AA-	—	1,069
	A+	—	154
	A	437	437
	A-	—	53
	BBB+	—	707
	BBB	11	11
	BB	51	71
	Not rated	—	53
Other fixed income	BBB	44	67
	BB	178	138
	B	124	186
	Below B	15	28
	Not rated	11,345	4
Joint ventures and partnerships	NA	656,810	661,846
Alternative investments	NA	247,116	222,666
Real estate investments and other	NA	72,143	89,998
Domestic equity securities	NA	556,833	550,781
International equity securities	NA	409,238	204,784
		<u>\$ 3,090,362</u>	<u>3,053,754</u>

(c) Concentration of Credit Risk

The current fund's investment policy limits investments in any issue or issuer as follows:

	<u>Maximum concentration</u>
US and foreign corporate indebtedness	No more than 3% per issuer
Certificates of deposit	No more than 5% per issuer
Foreign government, foreign agency, or supranational organization debt	No more than 5% per issuer
Agency mortgage-backed securities	No more than 15% per cusip
Commercial mortgage-backed securities	No more than 5% per cusip
Asset-backed securities	No more than 5% per cusip
Municipal bonds	No more than 5% per cusip

OREGON HEALTH & SCIENCE UNIVERSITY
(A Component Unit of the State of Oregon)

Notes to Financial Statements

June 30, 2023 and 2022

(Dollars in thousands)

The investment policy relating to the charitable gift annuity pool limit investments in any one issue to a maximum of 5%, except for issues of the US government and its agencies or diversified mutual funds, which may be held without limitation. The investment policy for charitable trusts limits investments in any one issue to a maximum of 5%, except for issues of the US government and its agencies or diversified mutual funds.

As of June 30, 2023 or 2022, OHSU had no investments in excess of the thresholds discussed above.

(d) Foreign Currency Risk

OHSU's investment policies permit investments in international equities and other asset classes, which can include foreign currency exposure. The endowment fund allows for investments in international equities and in non-US dollar-denominated bonds. The current fund allows up to 20% of the portfolio to be invested in non-US sovereign or supranational issues. The charitable gift annuity pool investment policy allows up to 30% of the portfolio to be invested in international equities. The charitable trust investment policy allows up to 32% of the portfolio to be invested in international equities, based on the individual circumstances of each trust account. The following table details the fair value of foreign denominated securities by currency type:

Foreign currency	Value (US dollar)	
	2023	2022
British sterling pound	\$ 11,589	11,290
Canadian dollar	187	—
Euro	15,462	17,225
Total	\$ 27,238	28,515

(4) Due from/to Contractual Agencies

Due from contractual agencies, reflected in patient accounts receivable under current assets in the statements of net position, represents amounts receivable from the State Medicaid Program (Medicaid), the Federal Medicare Program (Medicare), and other contractual agencies. Due to contractual agencies, reflected in other current liabilities in the statements of net position, represents amounts payable to

OREGON HEALTH & SCIENCE UNIVERSITY
(A Component Unit of the State of Oregon)

Notes to Financial Statements

June 30, 2023 and 2022

(Dollars in thousands)

Medicaid, Medicare, and other contractual agencies. A summary of the balances as of June 30, 2023 and 2022 is as follows:

	Due from contractual agencies		Due to contractual agencies		Net, due from (to)	
	June 30, 2023	June 30, 2022	June 30, 2023	June 30, 2022	June 30, 2023	June 30, 2022
Medicaid	\$ 55,480	20,647	—	—	55,480	20,647
IGT	—	146	(2,021)	(1,960)	(2,021)	(1,814)
Medicare	6,598	—	—	(191)	6,598	(191)
Other contractual agencies	6,644	—	—	(5,386)	6,644	(5,386)
	<u>\$ 68,722</u>	<u>20,793</u>	<u>(2,021)</u>	<u>(7,537)</u>	<u>66,701</u>	<u>13,256</u>

In 2017, OHSU worked with the state legislature and the Oregon Health Authority to build a program that leverages federal funds for the state's Medicaid program, maintains historical principles of support for OHSU's missions, and simplifies the complexity of prior funding programs between OHSU and the State. The legislature approved the program in the Oregon Health Authority's 2017–2019 budget and Oregon's OHSU IGT Program was approved by the US Centers for Medicare and Medicaid Services (CMS) and implemented on January 1, 2018, with the corresponding funding payments between entities beginning in March 2018. Under this IGT program, OHSU no longer pays the provider tax paid by other hospitals in Oregon. Instead, because OHSU is an Oregon public corporation, it transfers funds directly to the state to be used for Oregon's Medicaid program. The federal government matches funds used in the Medicaid program on approximately a three-to-one basis.

Oregon's Medicaid coordinated care organizations (CCOs) pay OHSU an additional amount per clinical service provided to patients as Quality and Access payments. These additional payments have been approved by CMS and are funded through a combination of OHSU's IGT and federal dollars. The purpose of these funds is to maintain access to the high quality unique academic health center services OHSU provides to Medicaid patients.

During fiscal years 2023 and 2022, respectively, OHSU made IGT of \$315,672 and \$352,675 to the State of Oregon. The State of Oregon used these dollars, and the corresponding federal match, for payment of Medicaid services throughout Oregon. Oregon's Medicaid CCO's paid OHSU \$584,198 and \$486,939, in fiscal years 2023 and 2022, respectively, through Quality and Access payments. The Quality and Access Payments and the IGT, are included as a net reduction in the contractual discounts and represents a portion of the Medicaid payment for patient care services. A net benefit of the program, including funding from other federal and state sources, allows the University to have resources available to support OHSU's missions. During the years ended June 30, 2023 and 2022, the University was able to provide support for its missions of \$268,500 and \$166,000, respectively.

OREGON HEALTH & SCIENCE UNIVERSITY
(A Component Unit of the State of Oregon)

Notes to Financial Statements

June 30, 2023 and 2022

(Dollars in thousands)

(5) Capital Assets

Capital assets for fiscal years ended June 30, 2023 and 2022 are listed by category below:

	2023	2022
Land and land improvements	\$ 84,835	84,835
Buildings and other improvements	3,033,056	2,969,181
Equipment	1,222,779	1,166,596
Construction in progress	219,524	120,952
Accumulated depreciation	(2,433,216)	(2,257,736)
Total capital assets, net excluding lease and subscription IT assets	2,126,978	2,083,828
Lease and subscription IT assets, net (note 13(g))	104,902	97,380
Total capital assets, net as reported in the statement of net position	\$ 2,231,880	2,181,208

The following is a summary of capital assets for the fiscal years ended June 30, 2023 and 2022:

	Balance June 30, 2022	Increases	Decreases	Balance June 30, 2023
Capital assets not depreciated:				
Land and land improvements	\$ 84,835	—	—	84,835
Construction in progress	120,952	165,881	(67,309)	219,524
Total capital assets not depreciated	205,787	165,881	(67,309)	304,359
Other capital assets:				
Buildings and other improvements	2,969,181	63,875	—	3,033,056
Equipment	1,166,596	63,185	(7,002)	1,222,779
Total other capital assets	4,135,777	127,060	(7,002)	4,255,835

OREGON HEALTH & SCIENCE UNIVERSITY
(A Component Unit of the State of Oregon)

Notes to Financial Statements

June 30, 2023 and 2022

(Dollars in thousands)

	Balance June 30, 2022	Increases	Decreases	Balance June 30, 2023
Less accumulated depreciation:				
Buildings and other improvements	\$ (1,342,998)	(108,271)	(4,340)	(1,455,609)
Equipment	(914,738)	(69,414)	6,545	(977,607)
Total accumulated depreciation	(2,257,736)	(177,685)	2,205	(2,433,216)
Other capital assets, net	1,878,041	(50,625)	(4,797)	1,822,619
Total capital assets, net	\$ 2,083,828	115,256	(72,106)	2,126,978
Lease and subscription IT assets, net (note 13(g))				104,902
Total capital assets, net as reported in the statement of net position				\$ 2,231,880

	Balance June 30, 2021	Increases	Decreases	Balance June 30, 2022
Capital assets not depreciated:				
Land and land improvements	\$ 82,303	2,532	—	84,835
Construction in progress	114,969	183,134	(177,151)	120,952
Total capital assets not depreciated	197,272	185,666	(177,151)	205,787
Other capital assets:				
Buildings and other improvements	2,857,836	112,388	(1,043)	2,969,181
Equipment	1,134,725	87,683	(55,812)	1,166,596
Total other capital assets	3,992,561	200,071	(56,855)	4,135,777
Less accumulated depreciation:				
Buildings and other improvements	(1,238,264)	(105,418)	684	(1,342,998)
Equipment	(895,582)	(73,462)	54,306	(914,738)
Total accumulated depreciation	(2,133,846)	(178,880)	54,990	(2,257,736)
Other capital assets, net	1,858,715	21,191	(1,865)	1,878,041
Total capital assets, net	\$ 2,055,987	206,857	(179,016)	2,083,828

OREGON HEALTH & SCIENCE UNIVERSITY
(A Component Unit of the State of Oregon)

Notes to Financial Statements

June 30, 2023 and 2022

(Dollars in thousands)

	Balance June 30, 2021	Increases	Decreases	Balance June 30, 2022
Lease and subscription IT assets, net (note 13(g))				\$ <u>97,380</u>
Total capital assets, net as reported in the statement of net position				\$ <u><u>2,181,208</u></u>

(6) Compensated Absences Payable

Vacation pay for classified employees is generally earned at 8 to 24 hours per month, depending on the length of service and classification, with a maximum accrual of up to 364 hours per employee and a maximum payment upon separation of up to 364 hours. A maximum of 96 to 288 hours of vacation can be earned per year, depending on the length of service and classification. Vacation/PTO pay for unclassified employees is earned at 14.67 to 17.33 hours per month, with a maximum accrual of 256 hours. The maximum payment of unused vacation/PTO hours for unclassified employees at termination is 80 hours at a 50% payment rate. There are a few exceptions, such as that the previous Management Service employees who transitioned to Unclassified Administrative on July 8, 1996 will be paid up to 250 hours unused accrued vacation at 100% pay rate. Eligible employees may have the opportunity to cash-out unused accrued vacation hours, up to 100 hours per year based on their representational group. Employees under the House Officers representation group are granted front-loaded vacation banks.

Sick leave is recorded as an expense when paid. Sick leave for employees is generally earned at the rate of 8 hours per month and a maximum of 96 hours per year, with no restrictions on maximum hours accrued. Employees in the following groups earn sick leave at the rate of 1 hour for 30 hours worked: resource, flex, temporary, unclassified below 0.5FTE, OHSU student, non-OHSU student, and graduate assistant.

There are two representational groups setup with time off accruals based on the academic year: Graduate Researchers United (GRU) and House Officers Union (HOU). PTO for GRU represented employees is earned at the rate of 13.33 hours per month, with a maximum of 160 hours per year. These hours can be used for time off and sick leave. No cash-out of unused PTO GRU is available. GRU represented employees can carryover 10 days from one academic year to another. House Officers are granted 160 hours of vacation and 120 hours sick leave, front-loaded at the beginning of the academic year. Sick leave hours unused by the HOU represented employees during the academic year will carry over to the following appointment year. Vacation cash-out is not allowed for HOU represented employees and sick leave hours are not paid at separation.

In recognition of Juneteenth, employees have been granted 8 hours paid leave pro rated by FTE.

OREGON HEALTH & SCIENCE UNIVERSITY
(A Component Unit of the State of Oregon)

Notes to Financial Statements

June 30, 2023 and 2022

(Dollars in thousands)

(7) Retirement Plans

The University, excluding blended component units, offers various pension plans to all qualified employees: the State's Public Employees Retirement System (PERS), which includes a cost-sharing, defined-benefit plan, and a defined-contribution plan (individual account plan – IAP), the University Pension Plan (UPP), and the Clinical Retirement Plan (CRP).

(a) Defined-Benefit Pension Plan Descriptions

PERS is a cost-sharing, multiemployer retirement system available to units of state government, political subdivisions, community colleges, and school districts, containing multiple actuarial pools. Plan assets may be used to pay the benefits of the employees of any employer that provides pensions through the plan. As of the June 30, 2022 measurement date, there were 898 participating employers.

PERS is administered in accordance with ORS Chapter 238, Chapter 238A, and Internal Revenue Code Section 401(a). The State's legislature has delegated authority to the Public Employees Retirement Board (PERS Board) to administer the system. The PERS Board is composed of five trustees who administer retirement (service and disability), death, and retiree health insurance benefits. All members of the PERS Board are appointed by the governor and confirmed by the state senate. The governor designates the chairperson. Statute specifies PERS Board membership must be three people with experience in business management, pension management, or investing who are not members of the PERS system; one person who is either an employee of the state in a management position or a person who holds an elective office in the governing body of a participating public employer other than the state; and one person representing public employees and retirees.

The State's PERS issues a publicly available financial report that includes financial statements and required supplementary information, including a 10-year historical trend information showing the accumulation of sufficient assets to pay benefits when due. Copies of the State's PERS's Annual Comprehensive Financial Report (ACFR) and Actuarial Valuations may be obtained from the PERS website at <https://www.oregon.gov/pers/EMP/Pages/Actuarial-Financial-Information.aspx>.

PERS comprises three separate defined-benefit groups: PERS Tier 1, PERS Tier 2, and Oregon Public Service Retirement Plan (OPSRP).

(i) Benefits Provided

The following describes the benefits provided through the PERS plan:

(1) PERS Tier 1/PERS Tier 2

- (a) The Tier 1/Tier 2 plans are closed to new members hired on or after August 29, 2003.
- (b) Members are provided retirement, disability, and death benefits.

OREGON HEALTH & SCIENCE UNIVERSITY
(A Component Unit of the State of Oregon)

Notes to Financial Statements

June 30, 2023 and 2022

(Dollars in thousands)

- (c) Vesting occurs if either of the following conditions are met, unless the account is withdrawn:
 - 1. An active member in each of 5 calendar years
 - 2. Reached at least 55 years of age while working in a qualifying position (age 50 for police and fire members).
 - (d) The retirement allowance is payable monthly for life. It may be selected from 13 retirement benefit options. These options include survivorship benefits and lump-sum refunds.
 - (e) The basic benefit is based on years of service and final average salary. A percentage (2.00% for police and fire employees, 1.67% for general employees) is multiplied by the number of years of service and the final average salary. Benefits may also be calculated under either a formula plus annuity (for members who were contributing before August 21, 1981) or a money match computation if a greater benefit results.
 - (f) Normal retirement age for general members is age 58 for Tier 1 and age 60 for Tier 2, or any age with 30 years or more of retirement credit. Normal retirement age for police and fire members is age 55, or age 50 with 25 years or more of retirement credit. Benefits are reduced if normal retirement age is not attained.
 - (g) Annual Cost of Living Adjustments (COLA) of up to 2% annually for service time accrued before October 1, 2013; COLA for service time after that date uses a lower rate. Service time accrued in both periods is "blended."
- (2) PERS OPSRP
- (a) The OPSRP plan is open to members hired on or after August 29, 2003.
 - (b) Members are provided retirement, disability, and death benefits.
 - (c) Vesting occurs if either of the following conditions are met, unless the account is withdrawn:
 - 1. Completion of at least 600 hours of service in each of five calendar years
 - 2. Reached normal retirement age as an active member on that date.
 - (d) The retirement allowance is payable monthly for life.
 - (e) The basic benefit is based on years of service and final average salary. A percentage (1.8% for police and fire employees, 1.5% for general employees) is multiplied by the number of years of service and the final average salary.

OREGON HEALTH & SCIENCE UNIVERSITY
(A Component Unit of the State of Oregon)

Notes to Financial Statements

June 30, 2023 and 2022

(Dollars in thousands)

- (f) Normal retirement age for general members is age 65, or age 58 with 30 years or more of retirement credit. Normal retirement age for police and fire members is age 60, or age 53 with 25 years or more of retirement credit. Benefits are reduced if normal retirement age is not attained.
- (g) Annual COLA of up to 2% annually for service time accrued before October 1, 2013; COLA for service time after that date uses a lower rate. Service time accrued in both periods is “blended.”

(ii) *Contributions*

PERS funding policy provides for monthly employer contributions at actuarially determined rates. These contributions, expressed as a percentage of covered payroll, are intended to accumulate sufficient assets to pay benefits when due. This funding policy applies to the PERS defined-benefit plan and the other postemployment benefits (OPEB) plans.

The employer contribution rate for active employees is established by the PERS Board based upon actuarial valuations, which are performed once every two years to determine the level of employer contributions. Employer contribution rates during the period were based on the December 31, 2019 actuarial valuation. The rates were based on a percentage of payroll and first became effective July 1, 2021. The employer contribution rate for PERS Tier 1 and Tier 2 was 17.53% from July 1, 2021 to June 30, 2023. The employer contribution rate for OPSRP was 13.34% (OPSRP Police and Fire, 17.70%) from July 1, 2021 to June 30, 2023.

The State and certain schools, community colleges, and political subdivisions have made lump-sum payments to establish side accounts and their rates have been reduced. OHSU made \$10,000 lump-sum payments to PERS during fiscal years 2023 and 2022, respectively. Amounts contributed post measurement date, including fiscal years 2023 and 2022 side account contributions of \$10,000, are recorded as deferred outflows in the amount of \$63,913 and \$63,754 for the years ended June 30, 2023 and 2022, respectively. In fiscal year 2022, OHSU participated in the Employer Incentive Fund (EIF), a program that provided a 25% match on qualifying employer lump-sum payments. OHSU will recognize the \$2,500 match payment as state appropriations in fiscal year 2024.

The defined-benefit pension plan contributions can be found in the required supplementary information.

(iii) *Net Pension Liability*

OHSU's proportionate share of the net pension liability for PERS as of June 30, 2023 and 2022 is \$396,378 and \$305,955, respectively, utilizing a June 30, 2022 and 2021 measurement date, respectively. The net pension liability for the June 30, 2023 and 2022 fiscal year-end was determined based on the results of the December 31, 2020 and 2019 actuarial valuation rolled forward to the respective measurement dates using standard actuarial procedures.

OREGON HEALTH & SCIENCE UNIVERSITY
(A Component Unit of the State of Oregon)

Notes to Financial Statements

June 30, 2023 and 2022

(Dollars in thousands)

The basis for OHSU's proportion is actuarially determined by comparing OHSU's projected long-term contribution effort to the PERS cost-sharing, multiple-employer defined-benefit pension plan with the total projected long-term contribution effort of all participating employers. OHSU's proportionate share was 2.59% for the June 30, 2022 measurement date and 2.56% for the June 30, 2021 measurement date.

For purposes of measuring the net pension liability, deferred outflows of resources and deferred inflows of resources related to pensions and pension expense, information about the fiduciary net position of PERS, and additions to/deductions from PERS' fiduciary net position have been determined on the same basis as they are reported by PERS. For this purpose, benefit payments (including refunds of employee contributions) are recognized when due and payable in accordance with the benefit terms. Investments are reported at fair value.

(iv) *Proportionate Share of Pension Expense and Deferrals Related to Pensions*

OHSU's pension expense for the years ended June 30, 2023 and 2022 was \$37,947 and \$23,008, respectively. The pension expense, which is considered period interest cost, service cost, amortization of deferred outflows and inflows, and changes in benefit terms, has increased since prior year and is included in salaries, wages, and benefits in the statements of revenues, expenses, and changes in net position.

In July 2021, the assumed rate of return on investments was reduced from 7.20% to 6.90%. The new assumed rate was also used in the actuarial valuation, which established the employer contribution rates for the 2021-23 biennium.

OREGON HEALTH & SCIENCE UNIVERSITY
(A Component Unit of the State of Oregon)

Notes to Financial Statements

June 30, 2023 and 2022

(Dollars in thousands)

Deferred outflows of resources and deferred inflows of resources for pensions were related to the following sources as of the fiscal years ended June 30, 2023 and 2022:

	Deferred outflow of resources		Deferred inflow of resources	
	2023	2022	2023	2022
Differences between expected and actual experience	\$ 19,241	28,639	(2,472)	—
Changes of assumptions	62,194	76,591	(568)	(805)
Net difference between projected and actual earnings on pension plan investments	—	—	(70,865)	(226,496)
Changes in proportionate share	4,370	—	(33,275)	(50,333)
Differences between contributions and OHSU's proportionate share of system contributions	3,503	5,528	(33,860)	(734)
Total (prior to post-MD contributions)	89,308	110,758	(141,040)	(278,368)
Contributions subsequent to the measurement date	63,913	63,754	—	—
Gross deferred outflow (inflow) of resources	\$ 153,221	174,512	(141,040)	(278,368)

The contributions made subsequent to the measurement date of \$63,913 will be recognized as a reduction in the net pension liability during the year ending June 30, 2024.

OREGON HEALTH & SCIENCE UNIVERSITY
(A Component Unit of the State of Oregon)

Notes to Financial Statements

June 30, 2023 and 2022

(Dollars in thousands)

Remaining amounts reported as deferred outflows of resources and deferred inflows of resources related to pension will be recognized in pension expense as follows:

Fiscal year ending	Deferred outflow (inflow) of resources
2024	\$ (13,751)
2025	(21,398)
2026	(40,443)
2027	26,216
2028	(2,356)
Total	\$ (51,732)

(v) *Actuarial Methods and Assumptions*

The following methods and assumptions were used in developing total pension liability reported as of June 30, 2023 and 2022:

Actuarial methods and Assumptions	2023	2022
Valuation date	December 31, 2020	December 31, 2019
Measurement date	June 30, 2022	June 30, 2021
Experience study report	2020, published July 2021 Based on data for the experience period January 1, 2017 to December 31, 2020	2018, published July 2019 Based on data for the experience period January 1, 2015 to December 31, 2018
Actuarial assumptions:		
Actuarial cost method	Entry age normal	Entry age normal
Inflation rate	2.40 %	2.40 %
Long-term expected rate of return	6.90	6.90
Discount rate	6.90	6.90
Projected salary increases	3.40	3.40
Cost of Living Adjustments (COLA)	Blend of 2% COLA and graded COLA (1.25%/0.15%) in accordance with <i>Moro</i> case decision; blend based on service	Blend of 2% COLA and graded COLA (1.25%/0.15%) in accordance with <i>Moro</i> case decision; blend based on service

OREGON HEALTH & SCIENCE UNIVERSITY
(A Component Unit of the State of Oregon)

Notes to Financial Statements

June 30, 2023 and 2022

(Dollars in thousands)

Actuarial methods and Assumptions	2023	2022
Mortality	<p>Healthy retirees and beneficiaries: Pub-2010 Healthy retiree, sex distinct, generational with Unisex, Social Security Data Scale, with job category adjustment and set-backs as described in the valuation.</p> <p>Active members: Pub-2010 Employee, sex distinct, generational with Unisex, Social Security Data Scale, with job category adjustments and set-backs as described in the valuation.</p> <p>Disabled retirees: Pub-2010 Disabled retirees, sex distinct, generational with Unisex, Social Security Data Scale, with job category adjustments and set-backs as described in the valuation.</p>	<p>Healthy retirees and beneficiaries: Pub-2010 Healthy retiree, sex distinct, generational with Unisex, Social Security Data Scale, with job category adjustment and set-backs as described in the valuation.</p> <p>Active members: Pub-2010 Employee, sex distinct, generational with Unisex, Social Security Data Scale, with job category adjustments and set-backs as described in the valuation.</p> <p>Disabled retirees: Pub-2010 Disabled retirees, sex distinct, generational with Unisex, Social Security Data Scale, with job category adjustments and set-backs as described in the valuation.</p>

Actuarial valuations of an ongoing plan involve estimates of the value of projected benefits and assumptions about the probability of events far into the future. Actuarially determined amounts are subject to continual revision as actual results are compared to past expectations and new estimates are made about the future. Experience studies are performed as of December 31 of even numbered years. The 2020 experience study, used in developing total pension liability measured as of June 30, 2022, was based on the data for the experience period January 1, 2017 to December 31, 2020.

OREGON HEALTH & SCIENCE UNIVERSITY
(A Component Unit of the State of Oregon)

Notes to Financial Statements

June 30, 2023 and 2022

(Dollars in thousands)

(vi) *Discount Rate*

The discount rate used to measure the total pension liability for the fiscal years ended June 30, 2023 and 2022 was 6.90% and 6.90%, respectively. The projection of cash flows used to determine the discount rate assumed that contributions from plan members and those of the contributing employers are made at the contractually required rates, as actuarially determined. Based on those assumptions, the pension plan's fiduciary net position was projected to be available to make all projected future benefit payments of current plan members. Therefore, the long-term expected rate of return on pension plan investments for PERS was applied to all periods of projected benefit payments to determine the total pension liability. The impact of a 1.00% decrease and increase in the discount rate on the net pension liability is as follows:

Discount Rate Sensitivity – Net Pension Liability

(Dollars in thousands)

<u>OHSU's proportionate share</u>	<u>1% Decrease</u>	<u>Current discount rate</u>	<u>1% Increase</u>
June 30, 2023	\$ 702,942	396,378	139,798
June 30, 2022	600,822	305,955	59,258

(vii) *Investments*

The Oregon State Treasury is the investment officer for the State. Investment standards are established in ORS 293.726 and require funds to be managed as a prudent investor would do. The Oregon Investment Council (OIC) establishes policies for the investment and reinvestment of moneys in the Oregon Public Employees Retirement Fund (OPERF).

ORS 293.701 defines the investment funds over which OIC has responsibility. Included is the OPERF, which comprises the defined-benefit pension plan, the individual account program, and the other postemployment benefit plans. OIC establishes policies for the investment and reinvestment of moneys in the investment funds as well as the acquisition, retention, management, and disposition of investments in the investment funds. OIC is also responsible for providing an examination of the effectiveness of the investment program.

OREGON HEALTH & SCIENCE UNIVERSITY
(A Component Unit of the State of Oregon)

Notes to Financial Statements

June 30, 2023 and 2022

(Dollars in thousands)

(1) *Assumed Asset Allocation*

The following table illustrates both the assumed and actual asset allocation. Deferred outflows of resources and deferred inflows of resources for pensions were related to the following sources as of the measurement date June 30, 2022:

OIC Target and Actual Investment Allocation as of June 30, 2022*

<u>Asset class/strategy</u>	<u>OIC policy low range</u>	<u>OIC policy high range</u>	<u>OIC target allocation</u>	<u>Asset class/strategy</u>	<u>Actual allocation²</u>
Debt securities	15.0 %	25.0 %	20.0 %	Debt securities	19.8 %
Public equity	25.0	35.0	30.0	Public equity	21.2
Real estate	7.5	17.5	12.5	Real estate	13.6
Private equity	15.0	27.5	20.0	Private equity	28.0
Risk parity	—	3.5	2.5	Risk Parity	2.0
Real assets	2.5	10.0	7.5	Real Assets	7.9
Diversifying strategies	2.5	10.0	7.5	Diversifying Strategies	4.9
Opportunity portfolio ¹	—	5.0	—	Opportunity portfolio ¹	2.6
Total			<u>100.0 %</u>	Total	<u>100.0 %</u>

¹ Opportunity portfolio is an investment strategy, and it may be invested up to 5% of total Fund assets.

² Based on the actual investment value at June 30, 2022.

OREGON HEALTH & SCIENCE UNIVERSITY
(A Component Unit of the State of Oregon)

Notes to Financial Statements

June 30, 2023 and 2022

(Dollars in thousands)

The following table illustrates both the assumed and actual asset allocation. Deferred outflows of resources and deferred inflows of resources for pensions were related to the following sources as of the measurement date June 30, 2021:

OIC Target and Actual Investment Allocation as of June 30, 2021*

<u>Asset class/strategy</u>	<u>OIC policy low range</u>	<u>OIC policy high range</u>	<u>OIC target allocation</u>	<u>Asset class/strategy</u>	<u>Actual allocation²</u>
Debt securities	15.0 %	25.0 %	20.0 %	Debt securities	20.8 %
Public equity	27.5	37.5	32.5	Public equity	29.4
Real estate	9.5	15.5	12.5	Real estate	10.5
Private equity	14.0	21.0	17.5	Private equity	25.1
Risk parity	—	2.5	2.5	Risk Parity	2.4
Alternatives portfolio ³	7.5	17.5	15.0	Alternatives portfolio ³	9.5
Opportunity portfolio ¹	—	5.0	—	Opportunity portfolio ¹	2.3
Total			<u>100.0 %</u>	Total	<u>100.0 %</u>

¹ Opportunity portfolio is an investment strategy, and it may be invested up to 5% of total plan net position.

² Based on the actual investment value at June 30, 2021.

³ In October 2021, the alternative portfolio was split into real assets and diversifying strategies.

* The OIC target allocations are based on OIC asset classes as determined by each manager's primary investment type, not the financial statement classification of individual holdings. The target allocation amounts do not include deferred compensation plan investments. The actual investment allocation is based on the financial statement investment classifications, including deferred compensation plan investments. Risk parity is included with the alternatives portfolio.

(2) Long-Term Expected Rate of Return

To develop an analytical basis for the selection of the long-term expected rate of return assumption, the PERS Board reviews long-term assumptions developed by the consulting actuary's capital market assumptions team and the OIC investment advisers. The table below shows the actuary's assumptions for each of the asset classes in which the plan was invested at that time based on the OIC long-term target asset allocation. The OIC's description of each asset class was used to map the target allocation to the asset classes shown below. Each asset class assumption is based on a consistent set of underlying assumptions and includes

OREGON HEALTH & SCIENCE UNIVERSITY
(A Component Unit of the State of Oregon)

Notes to Financial Statements

June 30, 2023 and 2022

(Dollars in thousands)

adjustment for the inflation assumption. These assumptions are not based on historical returns, but instead are based on a forward-looking capital market economic model.

Asset class	2023 Target allocation ¹	2023 Compound annual return (Geometric)	Asset class	2022 Target allocation ²	2022 Compound annual return (Geometric)
Global Equity	30.62 %	5.85 %	Global Equity	30.62 %	5.85 %
Private Equity	25.50	7.71	Private Equity	25.50	7.71
Core Fixed Income	23.75	2.73	Core Fixed Income	23.75	2.73
Real Estate	12.25	5.66	Real Estate	12.25	5.66
Master Limited Partnerships	0.75	5.71	Master Limited Partnerships	0.75	5.71
Infrastructure	1.50	6.26	Infrastructure	1.50	6.26
Commodities	0.63	3.10	Commodities	0.63	3.10
Hedge Fund of Funds – Multistrategy	1.25	5.11	Hedge Fund of Funds – Multistrategy	1.25	5.11
Hedge Funds Equity – Hedge	0.63	5.31	Hedge Funds Equity – Hedge	0.63	5.31
Hedge Funds – Macro	5.62	5.06	Hedge Funds – Macro	5.62	5.06
US Cash	(2.50)	1.76	US Cash	(2.50)	1.76
Assumed Inflation – Mean	—	2.40	Assumed Inflation – Mean	—	2.40
	<u>100.00 %</u>			<u>100.00 %</u>	

¹ Based on the OIC Statement of Investment Objectives and Policy Framework for the Oregon Public Employees Retirement Fund, revised as of June 2, 2021

² Based on the OIC Statement of Investment Objectives and Policy Framework for the Oregon Public Employees Retirement Fund, revised as of April 24, 2019

(b) Other Retirement Plans

In addition to the PERS defined-benefit retirement plan, OHSU has two defined-contribution plans – the UPP and the CRP.

Effective July 1, 1996, OHSU established the UPP. The UPP is a defined-contribution plan, which is available as an alternate to PERS for employees who are not eligible for the CRP. Employees become fully vested in employer contributions over a three- to four-year period (depending on collective bargaining agreements) or upon reaching age 50. Contribution levels are determined by the collective bargaining agreements for union represented employees and the board of directors of OHSU for noncollective bargaining employees. In fiscal years 2023 and 2022, all employer contributions to the plan were 6% of salary.

For Oregon Nurse Association (ONA) represented employees and noncollective bargaining employees, which includes faculty, research, and unclassified administrative participating in the UPP; OHSU offers a 6% employee contribution, which is employer paid and is fully vested at the time of the contribution.

OREGON HEALTH & SCIENCE UNIVERSITY
(A Component Unit of the State of Oregon)

Notes to Financial Statements

June 30, 2023 and 2022

(Dollars in thousands)

For employees who are members of the OPP who work in a qualifying position, OHSU offers participation in the CRP. The CRP is an employer-paid, defined-contribution plan, and contributions to this plan are fully vested at the time of the contribution. A variable contribution rate is used for employees enrolled prior to January 1, 2009. After January 1, 2009, a 12% contribution rate is used.

	2023	2022
UPP:		
Employer contribution	\$ 68,709	56,342
Employee contribution ⁽¹⁾	23,301	23,153
	\$ 92,010	79,495
CRP:		
Employer contribution	\$ 40,899	37,927
	\$ 40,899	37,927

⁽¹⁾ Of the employees' share, the employer paid \$23,301 and \$23,153 related to noncollective bargaining employees and ONA-represented employees in fiscal years 2023 and 2022, respectively.

OHSU offers all eligible employees, full and part time, an option to participate in one of two tax-deferred savings plans through the University Voluntary Savings Program. The 403(b) Plan is often referred to as a tax-deferred investment plan while the 457(b) Plan is referred to as a deferred compensation plan. Both plans offer a variety of investment options. The contribution and investment earnings under these plans are tax deferred, which may be accumulated by the employee for distribution at a future date. ONA-represented, research and unclassified administrative employees hired July 1, 2017 or later, and enrolled in the UPP, are eligible for a 403(b) match paid by the employer, otherwise, all other contributions to these plans are made by the employee and are fully vested at the time of the contribution.

The Foundation has defined-contribution plans available for substantially all employees. The plans are funded through the purchase of a group annuity contract with an insurance company at a discretionary amount equal to 12% of eligible compensation. Contributions are fully vested after five years. The Foundation contributed \$1,100 and \$1,100 for the purchase of retirement annuities during the fiscal years ended June 30, 2023 and 2022, respectively.

OREGON HEALTH & SCIENCE UNIVERSITY
(A Component Unit of the State of Oregon)

Notes to Financial Statements

June 30, 2023 and 2022

(Dollars in thousands)

(8) Postemployment Benefits Other than Pensions (OPEB)

OHSU administers a single-employer, defined-benefit healthcare plan for qualified employees and postemployment healthcare for retiring employees eligible to receive medical coverage. Additionally, for eligible PERS members, PERS administers the Retirement Health Insurance Account (RHIA) cost-sharing, multiple-employer defined-benefit OPEB plan.

(a) Single-Employer, Defined-Benefit Plans

(i) Plan Description

OHSU provides retiree health program coverage to current and future retirees of OHSU who qualify for retirement. Members who terminate prior to retirement eligibility or are not participating in the plan at retirement are not eligible to participate in the program. The employee must be actively enrolled in an OHSU medical plan at the time of separation from OHSU.

No assets are accumulated in a trust that meets the criteria in paragraph 4 of GASB Statement No. 75.

(ii) Employees Covered by Benefit Terms

The plan provides access for retiring employees to OHSU's employee medical plans at the same premium rates assessed to active employees. As of the measurement date of October 1, 2022, the following employees were covered by the benefit terms.

	October 1	
	2022	2021
Active employees	15,304	15,304
Retired members and others, receiving benefits	125	125
Total participants	15,429	15,429

(iii) Benefit Payments

Benefit payments made for the fiscal years ended June 30, 2023 and 2022 were \$664 and \$649, respectively.

(iv) Total OPEB Liability

The total OPEB liability as of the reporting date June 30, 2023 and 2022 is \$21,064 and \$24,127, respectively. The total OPEB liability was determined by an actuarial valuation as of October 1, 2021, calculated based on the discount rate and actuarial assumptions below, and was then projected forward to the measurement date. The liability is included in other noncurrent liabilities in the accompanying statements of net position.

OREGON HEALTH & SCIENCE UNIVERSITY
(A Component Unit of the State of Oregon)

Notes to Financial Statements

June 30, 2023 and 2022

(Dollars in thousands)

(v) *Actuarial Assumptions and Other Inputs*

The following methods and assumptions were used in developing the total OPEB liability.

<u>Fiscal year ended</u>	<u>June 30, 2023</u>	<u>June 30, 2022</u>
Valuation date	October 1, 2021	October 1, 2021
Measurement date	October 1, 2022	October 1, 2021
Reporting date	June 30, 2023	June 30, 2022
Experience study report	2018 Oregon PERS Experience Study Based on January 1, 2015 to December 31, 2018	2018 Oregon PERS Experience Study Based on January 1, 2015 to December 31, 2018
Inflation	2.40 %	2.40 %
Discount rate*	4.02 %	2.26 %

* The discount rate was based on the Bond Buyer General Obligation 20-Bond Municipal Index.

(vi) *Expense and Deferred (Inflows)/Outflows of Resources Related to OPEB*

The OPEB expense, which is considered concurrent period interest cost, service cost, amortization of deferred outflows and inflows, and effect of plan changes, was \$2,933 and \$3,448 for the fiscal year ended June 30, 2023 and 2022, respectively.

As of June 30, 2023 and 2022, the deferred inflows and outflows of resources were as follows:

	<u>Deferred outflow of resources</u>		<u>Deferred inflow of resources</u>	
	<u>2023</u>	<u>2022</u>	<u>2023</u>	<u>2022</u>
Differences between expected and actual experience	\$ 1,945	2,422	—	—
Changes of assumptions	3,970	5,378	(5,825)	(2,580)
Total (prior to post-MD contributions)	5,915	7,800	(5,825)	(2,580)
Contributions subsequent to the measurement date	664	649	—	—
Gross deferred outflow (inflow) of resources	\$ <u>6,579</u>	<u>8,449</u>	<u>(5,825)</u>	<u>(2,580)</u>

OREGON HEALTH & SCIENCE UNIVERSITY
(A Component Unit of the State of Oregon)

Notes to Financial Statements

June 30, 2023 and 2022

(Dollars in thousands)

The contributions made subsequent to the measurement date of \$664 will be recognized as a reduction in the total OPEB liability during the year ending June 30, 2024.

(b) Cost-Sharing, Multiple-Employer Defined-Benefit Plans

(i) Plan Description

ORS 238.420 established the RHIA. RHIA is a cost-sharing, multiple-employer OPEB plan for 904 participating employers. The plan was closed to new entrants hired on or after August 29, 2003.

The State's PERS issues a publicly available financial report that includes financial statements and required supplementary information, including a 10-year historical trend information showing the accumulation of sufficient assets to pay benefits when due. Copies of the Oregon Public Employees Retirement System's Comprehensive Annual Financial Report and Actuarial Valuations may be obtained from the PERS Web site at:
www.oregon.gov/pers/Pages/Financials/Actuarial-Financial-Information.aspx.

(ii) Benefits Provided

The plan authorizes a payment of up to sixty dollars from RHIA toward the monthly cost of health insurance for eligible PERS members.

(iii) Contributions

Contributions are advance-funded on an actuarially determined basis. The contractually required contributions for retiree healthcare liabilities for the period July 1, 2021 through June 30, 2023 are 0.05% for Tier One and Tier Two member-covered salaries to amortize the unfunded actuarial accrued liability. These rates were based on the December 31, 2019 actuarial valuation.

Contributions to the OPEB plan from OHSU were \$57 and \$81 for the years ended June 30, 2023 and 2022, respectively. Employees are not required to contribute to the OPEB plan.

(iv) OPEB Asset, OPEB Expense (Income), and Deferred Outflows of Resources and Deferred Inflows of Resources Related to OPEB

At fiscal years ended June 30, 2023 and 2022, OHSU reported an asset of \$11,743 and \$10,070 for its proportionate share of the net OPEB asset, respectively. The net OPEB asset was measured as of June 30, 2020 and 2019 and the total OPEB asset used to calculate the net OPEB asset was determined by an actuarial valuation as of December 31, 2019 and 2018, respectively. OHSU's proportion of the net OPEB asset was based on a projection of OHSU's long-term share of contributions to the OPEB plan relative to the projected contributions of all participating members, actuarially determined. At the June 30, 2022 and 2021 measurement date, OHSU's proportionate share was 3.30% and 2.93%, respectively.

OREGON HEALTH & SCIENCE UNIVERSITY
(A Component Unit of the State of Oregon)

Notes to Financial Statements

June 30, 2023 and 2022

(Dollars in thousands)

The OPEB expense (income), which is considered concurrent period interest cost, service cost, amortization of deferred outflows and inflows, and effect of plan changes, was (\$2,198) and (\$1,665), for the years ended June 30, 2023 and 2022, respectively. As of June 30, 2023 and 2022, the deferred inflows and outflows of resources were as follows:

	Deferred outflow of resources		Deferred inflow of resources	
	2023	2022	2023	2022
Differences between expected and actual experience	\$ —	—	(318)	(280)
Changes of assumptions	92	198	(391)	(150)
Net difference between projected and actual earnings on investments	—	—	(896)	(2,393)
Changes in proportionate share	—	525	(976)	(993)
Total (prior to post-MD contributions)	92	723	(2,581)	(3,816)
Contributions subsequent to the measurement date	57	81	—	—
Gross deferred outflow (inflow) of resources	\$ <u>149</u>	<u>804</u>	<u>(2,581)</u>	<u>(3,816)</u>

The contributions made subsequent to the measurement date of \$57 will be recognized as a reduction in the total OPEB liability during the year ending June 30, 2024.

OREGON HEALTH & SCIENCE UNIVERSITY
(A Component Unit of the State of Oregon)

Notes to Financial Statements

June 30, 2023 and 2022

(Dollars in thousands)

(v) *Actuarial Assumptions and Other Inputs*

The total OPEB asset (liability) in the December 31, 2020 and 2019 actuarial valuations were determined using the following actuarial assumptions, applied to all periods included in the measurement.

<u>Fiscal year ended</u>	<u>June 30, 2023</u>	<u>June 30, 2022</u>
Valuation date	December 31, 2020	December 31, 2019
Measurement date	June 30, 2022	June 30, 2021
Reporting date	June 30, 2023	June 30, 2022
Experience study report	2020, published July 20, 2021	2018, published July 24, 2019
	Based on data for the experience period January 1, 2017 to December 31, 2020	Based on data for the experience period January 1, 2015 to December 31, 2018
Actuarial assumptions:		
Actuarial cost method	Entry age normal	Entry age normal
Inflation rate	2.40%	2.40%
Long-term expected rate of return	6.90%	6.90%
Discount rate	6.90%	6.90%

(9) Long-Term Debt, Bonds, and Right-to-Use Lease Liabilities

Long-term debt and long-term leases at June 30, 2023 and 2022 is as follows:

	<u>2023</u>	<u>2022</u>
Revenue bonds:		
Series 2012A	\$ —	13,800
Series 2015C	100,000	100,000
Series 2016B	199,835	199,835
Series 2017A	65,460	65,460
Series 2019A	117,840	124,440
Series 2019B-2	150	150
Series 2019C	65,045	65,045
Series 2021A	338,380	338,380
Series 2021B-1	45,990	45,990
Series 2021B-2	45,970	45,970
Series 2021C	11,585	11,585

OREGON HEALTH & SCIENCE UNIVERSITY
(A Component Unit of the State of Oregon)

Notes to Financial Statements

June 30, 2023 and 2022

(Dollars in thousands)

	2023	2022
Direct placement and direct purchase revenue bonds:		
Series 2017B	\$ 50,000	50,000
Series 2019D	50,000	50,000
Series 2022A	46,150	56,495
Other debt:		
State of Oregon DSPA and TIC Agreements	24,421	25,241
City of portland local improvement district agreements	7,686	9,541
Line of credit	—	—
Unamortized bond premiums and discounts	115,628	127,474
Financed purchases	4,059	2,418
Long-term leases ^a	92,761	88,047
	1,380,960	1,419,871
Less: Current portion of long-term debt and long-term leases	(40,458)	(46,315)
Noncurrent long-term debt and long-term leases	\$ 1,340,502	1,373,556

(a) The Foundation recorded lease liabilities and subscription IT liabilities of \$11,148 and \$11,840 during the fiscal years ended June 30, 2023 and 2022, respectively.

(a) Revenue Bonds

2012A Revenue Bonds (Refunded and Matured)

OHSU Series 2012A Revenue Bonds (2012A Bonds) have been refunded and matured. The 2012A Bonds had an outstanding principal amount due of \$0 and \$13,800 as of June 30, 2023 and 2022, respectively. The amount of debt considered as defeased in substance was \$0 and \$56,495 as of June 30, 2023 and 2022, respectively.

In fiscal year 2022, several 2012A Bonds were refunded on April 5, 2022 for a total principal amount of \$56,495. Bond proceeds from the issuance of the direct purchase OHSU Series 2022A Revenue Refunding Bonds were used in the refunding. At the time of refunding, projected remaining debt service payments, including principal and interest, was \$64,873 under the old refunded bonds and is \$59,083 under the new bonds issued, a decrease of \$5,790. The estimated economic gain or net present value savings for OHSU, at the time of refunding, was \$5,524. While the refunding resulted in an economic gain for OHSU, no deferred accounting gain or loss was generated from the transaction. Funds were deposited into an irrevocable escrow account to provide for future payments of principal and interest for these bonds up to the redemption date of July 1, 2022.

In fiscal year 2023, OHSU redeemed \$56,495 of the 2012A Bonds on July 1, 2022 through funds accumulated in the irrevocable escrow account. The funds held in escrow for refunding of the 2012A Bonds was \$0 and \$57,667 as of June 30, 2023 and 2022. In addition, OHSU paid a principal amount

OREGON HEALTH & SCIENCE UNIVERSITY
(A Component Unit of the State of Oregon)

Notes to Financial Statements

June 30, 2023 and 2022

(Dollars in thousands)

of \$13,800 on July 1, 2022 for a separate 2012A Bond maturity. The 2012A Bonds have been removed from long-term debt.

2015C Revenue Bonds

OHSU Series 2015C Revenue Bonds (2015C Bonds) are taxable fixed rate bonds with an outstanding principal amount of \$100,000 as of June 30, 2023. The 2015C Bonds have a maturity date of July 1, 2045, and require semiannual interest payments at a coupon rate of 5.0%. Proceeds from the 2015C Bonds were used for general public corporation or other public purposes, including, but not limited to, financing capital expenses, noncapital expenses, and costs related to the issuance of the bonds. The 2015C Bonds are limited obligations of OHSU and are secured by OHSU's gross revenues. The 2015C Bonds are not general obligation bonds and are payable solely from revenue pledged.

2016B Revenue Bonds

OHSU Series 2016B Revenue Bonds (2016B Bonds) are tax-exempt fixed rate bonds with an outstanding principal amount of \$199,835 as of June 30, 2023. The 2016B Bonds have maturities due beginning July 1, 2028 through July 1, 2046 requiring semiannual interest payments with coupon rates ranging from 2.5% to 5.0%. The 2016B Bonds were issued to advance refund the Series 2009A Bonds and for capital improvements related to the construction of an ambulatory care tower and as a prerequisite to the receipt of state matching grant funds for the construction of a new Knight Cancer Research Building. The 2016B Bonds are limited obligations of OHSU and are secured by OHSU's gross revenues. The 2016B Bonds are not general obligation bonds and are payable solely from revenue pledged.

2017A Revenue Bonds

OHSU Series 2017A Revenue Bonds (2017A Bonds) are tax-exempt fixed rate bonds with an outstanding principal amount of \$65,460 as of June 30, 2023. The 2017A Bonds have maturities due beginning July 1, 2033 through July 1, 2046 requiring semiannual interest payments with coupon rates ranging from 3.5% to 5.0%. The Series 2017A Bonds were issued for capital improvements related to the construction of an ambulatory care tower and as a prerequisite to the receipt of State matching grant funds for the construction of a new Knight Cancer Research Building. The 2017A Bonds are limited obligations of OHSU and are secured by OHSU's gross revenues. The 2017A Bonds are not general obligation bonds and are payable solely from revenue pledged.

2019A Revenue Bonds

OHSU Series 2019A Revenue Bonds (2019A Bonds) are tax-exempt fixed rate bonds with an outstanding principal amount of \$117,840 as of June 30, 2023. The 2019A Bonds have remaining maturities due July 1, 2023 through July 1, 2049, requiring semiannual interest payments with coupon rates ranging from 3.0% to 5.0%. The 2019A Bonds were issued as part of a financing transaction used to refund several prior bond series, to pay for capital improvements for the University, and to pay for costs of issuance for the bonds. The 2019A Bonds are limited obligations of OHSU and are secured by OHSU's gross revenues. The 2019A Bonds are not general obligation bonds and are payable solely from revenue pledged.

OREGON HEALTH & SCIENCE UNIVERSITY
(A Component Unit of the State of Oregon)

Notes to Financial Statements

June 30, 2023 and 2022

(Dollars in thousands)

2019B-2 Revenue Bonds (Partially Refunded)

OHSU Series 2019B-2 Revenue Bonds (2019B-2 Bonds) were partially refunded on December 21, 2021. Several 2019B-2 Bonds were refunded for a total principal amount of \$48,970, following acceptance of stated amounts in a bond tender offer and exchange. Not all bonds were tendered, and there remains an outstanding principal amount of \$150 as of June 30, 2023. The remaining 2019B-2 Bonds are tax-exempt put bonds with maturities due beginning July 1, 2040 through July 1, 2042, that have a first optional redemption date of November 1, 2024, and a mandatory purchase date of February 1, 2025. The 2019B-2 Bonds require semiannual debt service payments at a coupon rate of 5.0%. The 2019B-2 Bonds were issued as part of a financing transaction used to refund several prior bond series and to pay for capital improvements for the University, and to pay for costs of issuance for the bonds. The 2019B-2 Bonds are limited obligations of OHSU and are secured by OHSU's gross revenues. The 2019B-2 Bonds are not general obligation bonds and are payable solely from revenue pledged.

2019C Revenue Bonds

OHSU Series 2019C Revenue Bonds (2019C Bonds) are taxable fixed rate bonds with an outstanding principal amount of \$65,045 as of June 30, 2023. The 2019C Bonds have maturities due beginning July 1, 2023 through July 1, 2032, and require semiannual interest payments with coupon rates ranging from 2.2% to 3.0%. The 2019C Bonds were issued as part of a financing transaction used to refund several prior bond series, to pay for capital improvements for the University, and to pay for costs of issuance for the bonds. The 2019C Bonds are limited obligations of OHSU and are secured by OHSU's gross revenues. The 2019C Bonds are not general obligation bonds and are payable solely from revenue pledged.

2021A Revenue Bonds

OHSU Series 2021A Revenue Bonds (2021A Bonds) are tax-exempt fixed rate bonds with an outstanding principal amount of \$338,380 as of June 30, 2023. The 2021A Bonds have maturities due beginning July 1, 2033 through July 1, 2051, and require semiannual interest payments with coupon rates ranging from 3.0% to 5.0%. The 2021A Bonds were issued as part of a financing transaction used to refund several prior bond series, to pay for capital improvements for the University including acquisition of an office building, and to pay for costs of issuance for the bonds. The 2021A Bonds are limited obligations of OHSU and are secured by OHSU's gross revenues. The 2021A Bonds are not general obligation bonds and are payable solely from revenue pledged.

OREGON HEALTH & SCIENCE UNIVERSITY
(A Component Unit of the State of Oregon)

Notes to Financial Statements

June 30, 2023 and 2022

(Dollars in thousands)

2021B-1 Revenue Bonds

OHSU Series 2021B-1 Revenue Bonds (2021B-1 Bonds) are tax-exempt long-term rate bonds with an outstanding principal amount of \$45,990 as of June 30, 2023. The 2021B-1 Bonds have maturities due beginning July 1, 2040 through July 1, 2046, and require semiannual interest payments with coupon rates of 5.0%. The 2021B-1 Bonds have a first optional redemption date of November 1, 2029, and an initial long-term rate mandatory purchase date of February 1, 2030. The 2021B-1 Bonds were issued as part of a financing transaction used to refund several prior bond series, to pay for capital improvements for the University including acquisition of an office building, and to pay for costs of issuance for the bonds. The 2021B-1 Bonds are limited obligations of OHSU and are secured by OHSU's gross revenues. The 2021B-1 Bonds are not general obligation bonds and are payable solely from revenue pledged.

2021B-2 Revenue Bonds

OHSU Series 2021B-2 Revenue Bonds (2021B-2 Bonds) are tax-exempt long-term rate bonds with an outstanding principal amount of \$45,970 as of June 30, 2023. The 2021B-2 Bonds have maturities due beginning July 1, 2040 through July 1, 2046, and require semiannual interest payments with coupon rates of 5.0%. The 2021B-2 Bonds have a first optional redemption date of November 1, 2031, and an initial long-term rate mandatory purchase date of February 1, 2032. The 2021B-2 Bonds were issued as part of a financing transaction used to refund several prior bond series, to pay for capital improvements for the University including acquisition of an office building, and to pay for costs of issuance for the bonds. The 2021B-2 Bonds are limited obligations of OHSU and are secured by OHSU's gross revenues. The 2021B-2 Bonds are not general obligation bonds and are payable solely from revenue pledged.

2021C Revenue Bonds

OHSU Series 2021C Revenue Bonds (2021C Bonds) are tax-exempt long-term rate bonds with an outstanding principal amount of \$11,585 as of June 30, 2023. The 2021C Bonds have maturities due beginning July 1, 2040 through July 1, 2042, and require semiannual interest payments with coupon rates of 4.0%. The 2021C Bonds have a first optional redemption date of November 1, 2028, and an initial long-term rate mandatory purchase date of February 1, 2029. The 2021C Bonds were issued as part of a financing transaction used to refund several prior bond series, to pay for capital improvements for the University including acquisition of an office building, and to pay for costs of issuance for the bonds. The 2021C Bonds are limited obligations of OHSU and are secured by OHSU's gross revenues. The 2021C Bonds are not general obligation bonds and are payable solely from revenue pledged.

OREGON HEALTH & SCIENCE UNIVERSITY
(A Component Unit of the State of Oregon)

Notes to Financial Statements

June 30, 2023 and 2022

(Dollars in thousands)

(b) Direct Placement and Direct Purchase Bonds

2017B Revenue Bonds

OHSU Series 2017B Revenue Bonds (2017B Bonds) are tax-exempt fixed rate direct placement bonds with an outstanding principal amount of \$50,000 as of June 30, 2023. The 2017B Bonds were issued for capital improvements related to the construction of an ambulatory care tower and as a prerequisite to the receipt of state matching grant funds for the construction of a new Knight Cancer Research Building. The 2017B Bonds are subject to event of default provisions that may cause the full outstanding amount to become immediately due and payable at the discretion of the bondholder representative. Event of default provisions are extensive with certain provisions subjective in nature based on materiality. Some notably event of default provisions included, but not limited to, are if the University fails to pay principal or interest on any bond when due, if the University makes any material misrepresentation in connection to the agreement, and if the University fails to meet the debt covenants requiring financial disclosures. The 2017B Bonds are limited obligations of OHSU and are secured by OHSU's gross revenues. The 2017B Bonds are not general obligation bonds and are payable solely from revenue pledged.

2019D Revenue Refunding Bonds

OHSU Series 2019D Revenue Bonds (2019D Bonds) were converted to tax-exempt fixed rate direct purchase rate bonds from taxable fixed rate direct purchase rate bonds on April 5, 2022. The 2019D Bonds have an outstanding principal amount of \$50,000 as of June 30, 2023. The 2019D Bonds were originally issued to refund a portion of the OHSU Series 2012E Revenue Bonds on an advance refunding basis. The 2019D Bonds are subject to event of default provisions that may cause the full outstanding amount to become immediately due and payable at the discretion of the bondholder representative. Event of default provisions are extensive with certain provisions subjective in nature based on materiality. Some notably event of default provisions included, but not limited to, are if the University fails to pay principal or interest on any bond when due, if the University makes any material misrepresentation in connection to the agreement, and if the University fails to meet the debt covenants requiring financial disclosures. The 2019D Bonds are limited obligations of OHSU and are secured by OHSU's gross revenues. The 2019D Bonds are not general obligation bonds and are payable solely from revenue pledged.

2022A Revenue Refunding Bonds

OHSU Series 2022A Revenue Bonds (2022A Bonds) were issued on April 5, 2022 as tax-exempt direct purchase rate bonds with a par amount of \$56,495. The 2022A Bonds have an outstanding principal amount of \$46,150 as of June 30, 2023. The 2022A Bonds were issued to refund on a current basis a portion of the OHSU Series 2012A Revenue Bonds. The 2022A Bonds are subject to event of default provisions that may cause the full outstanding amount to become immediately due and payable at the discretion of the bondholder representative. Event of default provisions are extensive with certain provisions subjective in nature based on materiality. Some notably event of default provisions included, but not limited to, are if the University fails to pay principal or interest on any bond when due, if the University makes any material misrepresentation in connection to the agreement, and if the University fails to meet the debt covenants requiring financial disclosures. The 2022A Bonds are limited

OREGON HEALTH & SCIENCE UNIVERSITY
(A Component Unit of the State of Oregon)

Notes to Financial Statements

June 30, 2023 and 2022

(Dollars in thousands)

obligations of OHSU and are secured by OHSU's gross revenues. The 2022A Bonds are not general obligation bonds and are payable solely from revenue pledged.

(c) Other Debt

OHSU Portion of State of Oregon Article XI-F(1) Debt (Pursuant to DSPA and TIC Agreements)

OHSU has agreements with the Oregon State Board of Higher Education (on behalf of the State of Oregon) pursuant to which OHSU makes semiannual payments to the State in amounts sufficient to pay, when due, principal, interest, and other charges with respect to debt incurred by the State for the benefit of OHSU. This debt is commonly referred to as Article XI-F(1) debt and the agreements between OHSU and the State are commonly referred to as the Debt Service Payment Agreement (DSPA) and the Tenancy in Common Agreement (TIC).

In 1995, OHSU became an independent public corporation pursuant to an act of the Oregon Legislative Assembly (the Act). Pursuant to the Act, OHSU assumed liability for outstanding indebtedness of the State previously incurred for the benefit of OHSU. To evidence this obligation, OHSU and the Oregon State Board of Higher Education (on behalf of the State of Oregon) entered into the DSPA.

In 2011, OHSU entered into a joint construction project with the Oregon State Board of Higher Education to build the Robertson Life Sciences Building (previously referred to as the Collaborative Life Sciences Building) on OHSU's Schnitzer Campus located in Portland's South Waterfront to be jointly owned, developed, and operated collaboratively with Portland State University and Oregon State University. As partial consideration for OHSU's receipt of 50% undivided percentage interest in the tenancy in common of the Robertson Life Sciences Building, OHSU entered into the TIC in which OHSU agreed to pay to the State for a portion of the debt issued by the State to fund the construction of the project.

Pursuant to the DSPA and TIC, OHSU has an obligation to the State, and the State is the bond issuer. From time to time, the State has refinanced its bonds, some of which has affected the underlying bonds that were assigned to the DSPA and TIC. The total amount outstanding for the State of Oregon Article XI-F(1) debt assigned to OHSU under the DSPA and TIC as of June 30, 2023 and 2022 are \$24,421 and \$25,241. These balances are included in long-term debt in the statements of net position. Payments under the terms of the DSPA and TIC by OHSU represents full satisfaction of any legal obligation related to such outstanding indebtedness.

City of Portland Local Improvement District Agreements

OHSU initially entered into various local improvement district agreements (LIDs) with the City of Portland, Oregon during fiscal years 2007 and 2008 for real improvements to Portland's South Waterfront District. During fiscal year 2012, OHSU entered into additional LIDs with the City of Portland for real improvements to the same Portland South Waterfront District. All outstanding LIDs debt is scheduled to be repaid in semiannual installments, with maturities through fiscal year 2029 and interest rates ranging between 4.19% and 4.71%. The total outstanding amount of principal as of June 30, 2023 and 2022 are \$7,686 and \$9,541, respectively, and have been included in long-term debt in the statements of net position.

OREGON HEALTH & SCIENCE UNIVERSITY
(A Component Unit of the State of Oregon)

Notes to Financial Statements

June 30, 2023 and 2022

(Dollars in thousands)

(d) Line of Credit

OHSU has a single line of credit available with U.S. Bank National Association for an aggregate principal amount not to exceed \$100,000. Interest is payable on a monthly basis and interest rates are variable based on the monthly SOFR rate and an applicable margin. As of June 30, 2023, OHSU has not drawn on its line of credit.

Pursuant to the Third Amendment to Credit Agreement (Third Amendment) dated May 2, 2023, the Third Amendment made changes, including, without limitation, extending the Maturity Date of the Line of Credit to May 1, 2024 and requiring OHSU to cause the aggregate amount of all loans and all other unpaid obligations to Bank under the line of credit and related documents to be zero (\$0) for at least twenty (20) consecutive days during each calendar year.

The line of credit is subject to event of default provisions that would cause the full outstanding amount to become immediately due and payable. Event of default provisions are extensive with certain provisions subjective in nature based on materiality. Some notably event of default provisions included, but not limited to, are if the University fails to pay principal or interest on the loan when due, if the University makes any material misrepresentation in connection to the agreement, and if the University fails to meet the debt covenants requiring financial disclosures.

(e) Unamortized Bond Premiums and Discounts

OHSU has issued bonds at a premium and bonds at a discount. The premium and discount are amortized over the original life of the bond or through the bond mandatory tender date as applicable. The unamortized balances are included in long-term debt in the statements of net position. The unamortized net premium balances as of June 30, 2023 and 2022 are \$115,628 and \$127,474, respectively.

(f) Interest Rate Swap Agreement

The balances of OHSU's swap agreement with Wells Fargo Bank, N.A. as of June 30, 2023 and 2022 were as follows:

	Notional		Fair value	
	2023	2022	2023	2022
Wells Fargo swap	\$ —	70,200	—	(4,565)
	\$ —	70,200	—	(4,565)

OHSU terminated its fixed payor swap agreement with Wells Fargo Bank, N.A. on February 8, 2023. The termination payment of \$1,000 owed by OHSU in connection with the termination of such fixed payor swap agreements was paid from its own funds.

OREGON HEALTH & SCIENCE UNIVERSITY
(A Component Unit of the State of Oregon)

Notes to Financial Statements

June 30, 2023 and 2022

(Dollars in thousands)

Prior to termination, the swap had a \$70,200 notional amount that would decline over time and terminate on July 1, 2042. Under the previously held swap agreement with Wells Fargo Bank, N.A., OHSU made fixed rate payments of 2.506% and receives a variable rate payment computed as 70.00% of the London Interbank Offered Rate. Total net cash payments, including the one-time termination payment, made to the swap counterparty was \$1,144 and \$1,595 during the years ended June 30, 2023 and 2022, respectively.

Upon termination, the balances for the swap liability, companion debt instrument and deferred amortization of debt instruments associated with the swap were removed from OHSU's statements of net position. The unrealized gain and loss associated with the swap was also removed from OHSU's statements of revenue, expenses, and changes in net position. In order to remove these balances, the amounts were recorded against realized gain and loss. The net result was a realized loss of \$2,766 at the time of termination.

(h) Summary of Principal and Interest Payments

Principal and interest payments under the outstanding long-term debt and long-term lease obligations are as follows:

	<u>Principal</u>	<u>Interest</u>	<u>Total</u>
Year(s) ending June 30:			
2024	\$ 40,458	49,143	89,601
2025	44,044	47,469	91,513
2026	40,285	45,961	86,246
2027	38,897	44,571	83,468
2028	32,186	43,262	75,448
2029–2033	170,399	198,923	369,322
2034–2038	162,747	165,831	328,578
2039–2043	198,264	124,614	322,878
2044–2048	299,077	69,705	368,782
2049–2053	238,975	17,006	255,981
	<u>\$ 1,265,332</u>	<u>806,485</u>	<u>2,071,817</u>

OREGON HEALTH & SCIENCE UNIVERSITY
(A Component Unit of the State of Oregon)

Notes to Financial Statements

June 30, 2023 and 2022

(Dollars in thousands)

(i) Changes in Long-Term Liabilities

Changes in OHSU's total long-term liabilities during the fiscal years ended June 30, 2023 and 2022 is summarized below:

	June 30, 2022			June 30, 2023		Total
	balance	Increases	Decreases	Current portion	Noncurrent portion	
Liability for self-funded insurance programs	\$ 103,397	37,298	(38,770)	45,397	56,528	101,925
Liability for life income agreements	20,111	2,496	(2,104)	—	20,503	20,503
Long-term debt	1,329,406	—	(45,266)	13,881	1,270,259	1,284,140
Long-term financed purchase	2,418	3,147	(1,506)	1,582	2,477	4,059
ROU lease liability	88,047	35,503	(30,789)	24,995	67,766	92,761
Other noncurrent liabilities	45,049	21,436	(37,235)	—	29,250	29,250
Pension liability	305,955	405,974	(315,551)	—	396,378	396,378
	<u>\$ 1,894,383</u>	<u>505,854</u>	<u>(471,221)</u>	<u>85,855</u>	<u>1,843,161</u>	<u>1,929,016</u>

	June 30, 2021			June 30, 2022		Total
	balance	Increases	Decreases	Current portion	Noncurrent portion	
Liability for self-funded insurance programs	\$ 87,507	44,027	(28,137)	47,549	55,848	103,397
Liability for life income agreements	23,492	949	(4,330)	—	20,111	20,111
Long-term debt	967,756	575,945	(214,295)	23,076	1,306,330	1,329,406
Long-term financed purchase	2,202	1,666	(1,450)	659	1,759	2,418
ROU lease liability	70,923	39,151	(22,027)	22,580	65,467	88,047
Other noncurrent liabilities	88,133	26,175	(69,259)	—	45,049	45,049
Pension liability	595,311	179,979	(469,335)	—	305,955	305,955
	<u>\$ 1,835,324</u>	<u>867,892</u>	<u>(808,833)</u>	<u>93,864</u>	<u>1,800,519</u>	<u>1,894,383</u>

OREGON HEALTH & SCIENCE UNIVERSITY
(A Component Unit of the State of Oregon)

Notes to Financial Statements

June 30, 2023 and 2022

(Dollars in thousands)

(10) Life Income Fund – Annuities

Assets contributed as life income agreements are recorded at their fair value. The present value of estimated future payments to beneficiaries of annuity agreements is recorded as a liability. The present values of these estimated payments were determined on the basis of published actuarial factors for the ages of the respective annuity beneficiaries. Differences between the assets contributed and the expected payments to be made to beneficiaries have been recorded as donations in the year established.

Life income contributions, including gifts, grants, and contracts in the accompanying statements of revenues, expenses, and changes in net position, are as follows for the fiscal years ended June 30, 2023 and 2022:

	2023		
	Agreements	Asset	Liability
Charitable remainder unitrusts	2	\$ 6	2
Charitable gift annuities	4	335	207
Total	6	\$ 341	209

	2022		
	Agreements	Asset	Liability
Charitable remainder unitrusts	1	\$ 3	1
Charitable gift annuities	7	230	288
Life estate agreements	1	397	103
Total	9	\$ 630	392

The assets and corresponding liabilities related to life income agreements are included in long-term investments, restricted, and the liability for life income agreements in the accompanying statements of net position.

Total life income instruments held at June 30, 2023 and 2022 are as follows:

	2023		
	Agreements	Asset	Liability
Charitable remainder unitrusts	39	\$ 16,764	5,281
Charitable lead unitrusts	3	21,522	8,713
Charitable gift annuities	157	9,990	5,689
Life estate agreements	3	1,604	820
Total	202	\$ 49,880	20,503

OREGON HEALTH & SCIENCE UNIVERSITY
(A Component Unit of the State of Oregon)

Notes to Financial Statements

June 30, 2023 and 2022

(Dollars in thousands)

	Agreements	2022	
		Asset	Liability
Charitable remainder unitrusts	43	\$ 18,750	5,303
Charitable lead unitrusts	3	21,455	7,973
Charitable gift annuities	166	10,026	5,920
Life estate agreements	4	2,767	915
Total	216	\$ 52,998	20,111

Ten charitable gift annuities, included above, with a total gift value of \$3.0 million, have been reinsured with insurance carriers in order to reduce liability exposure. Under the reinsurance contracts, the insurance carrier pays the future beneficiary payments. To the extent, the insurance carriers are unable to perform under the contract, the foundation would be responsible for payment.

(11) Funds Held in Trust by Others

The Foundation is the named beneficiaries of 39 and 38 trusts held by outside trustees as of June 30, 2023 and 2022, respectively. The reported fair market value of trust assets held by others was \$51,400 and \$50,900 for the years ended June 30, 2023 and 2022, respectively. The Foundation records contributions as trust distributions occur. Trust distributions of \$2,200 and \$2,100 were recorded as contributions during the fiscal years ended June 30, 2023 and 2022, respectively.

(12) Pledges and Estates Receivables

The Foundation had the following pledges and estates receivable as of June 30, 2023 and 2022:

	2023	2022
Pledges maturing within 1 year	\$ 122,888	121,843
Pledges maturing within 2–10 years	93,990	174,489
	216,878	296,332
Less allowance for uncollectible pledges	(621)	(856)
	216,257	295,476
Less discount for net present value (rates of 0.14% to 4.88%)	(3,468)	(5,785)
Total net pledges receivable	212,789	289,691

OREGON HEALTH & SCIENCE UNIVERSITY
(A Component Unit of the State of Oregon)

Notes to Financial Statements

June 30, 2023 and 2022

(Dollars in thousands)

	2023	2022
Estates receivable	\$ 10,400	7,151
Less allowance for uncollectible estates	(17)	(8)
Less discount for net present value (rates of 0.22% to 0.98%)	(1,026)	(363)
Total net estates receivable	9,357	6,780
Total pledges and estates receivable	\$ 222,146	296,471

(13) Commitments and Contingencies

(a) Liability for Self-Funded Insurance Programs

Coverage for professional liability, patient general liability, and automobile liability is provided through OHSU's solely owned captive insurance company, OHSU Insurance Company. Current coverage limits are \$4,650 per claim with an annual aggregate of \$20,000 for professional liability and \$3,000 per claim for general liabilities.

Coverage for the directors' and officers' liability and employment practices liability deductible is also provided through OHSU Insurance Company. Current coverage limits for claims made on or after July 1, 2014 are \$1,000 for each and every claim.

Coverage for the cyber liability deductible is also provided through OHSU Insurance Company. The coverage limit for cyber liability is \$250 for each and every claim.

Excess coverage and reinsurance is provided by a variety of insurers for claims that may exceed these limits. Coverage is written on a claims-made basis.

OHSU has contracted with independent actuaries to estimate the ultimate costs of settlement related to the coverage provided by OHSU Insurance Company. The liabilities are discounted at 3.5% in 2023 and 1.5% in 2022 and, in management's opinion, provide an adequate reserve for loss contingencies.

In December 2007, the Oregon Supreme Court found unconstitutional certain provisions of the Oregon Tort Claims Act (OTCA) that limited OHSU's liability for the acts of its employees and agents in large damages cases.

OREGON HEALTH & SCIENCE UNIVERSITY
(A Component Unit of the State of Oregon)

Notes to Financial Statements

June 30, 2023 and 2022

(Dollars in thousands)

Effective July 1, 2009, the OTCA was amended by Senate Bill 311 for events occurring on or after December 28, 2007. The new OTCA limits are as follows:

<u>Date of event</u>	<u>New OTCA limit (per claim)</u>	<u>Occurrence aggregate</u>
07/01/2010–06/30/2011	\$ 1,600	3,200
07/01/2011–06/30/2012	1,700	3,400
07/01/2012–06/30/2013	1,800	3,600
07/01/2013–06/30/2014	1,900	3,800
07/01/2014–06/30/2015	2,000	4,000
07/01/2015–06/30/2016	2,048	4,096
07/01/2016–06/30/2017	2,074	4,147
07/01/2017–06/30/2018	2,118	4,236
07/01/2018–06/30/2019	2,182	4,363
07/01/2019–06/30/2020	2,247	4,494
07/01/2020–06/30/2021	2,308	4,615
07/01/2021–06/30/2022	2,348	4,695
07/01/2022–06/30/2023	2,418	4,836

The impact of this decision has been included in the liability for self-funded insurance programs in the accompanying financial statements.

In September 2013, a judgment was awarded against OHSU in a professional liability case that was in excess of the OTCA, which limits OHSU's and other Oregon public body's liability for the acts of its employees and agents. OHSU disbursed the sum of \$3,000, the amount of the tort cap in place at the date of the event. In May 2016, the Oregon Supreme Court affirmed the OTCA in this case.

Effective January 1, 2017, OHSU Insurance Company affiliated with a newly formed Oregon limited liability company called OHSU Project Co., LLC (a controlled affiliate of OHSU), which comprises OHSU and other nonaffiliated healthcare providers and systems, referred to as members. The operating agreement of OHSU Project Co., LLC asserts that OHSU's membership interest or voting power with respect to OHSU Project Co., LLC may not constitute less than ten percent (10%) of the outstanding membership interests. OHSU's membership interest was 34.8% and 36.8% as of June 30, 2023 and 2022, respectively.

The OHSU Project Co., LLC's sole purpose is to purchase casualty stop-loss insurance from OHSU Insurance Company for the benefit of its members. Each provider is entitled to coverage equal to its percentage membership interest in the limited liability company. The contracted payor effectuated the health insurance products entering into a provider-networking contract with OHSU Project Co., LLC.

OREGON HEALTH & SCIENCE UNIVERSITY
(A Component Unit of the State of Oregon)

Notes to Financial Statements

June 30, 2023 and 2022

(Dollars in thousands)

INSCO provides to OHSU Project Co., LLC medical aggregate excess of loss coverage for its share of the medical loss ratio (MLR) risk and cedes a portion of the risk to Swiss Re. Should MLR deteriorate sufficiently so as to trigger the risk ceded to Swiss Re, then Swiss Re will be liable for 90% of OHSU Project Co., LLC's risk share, subject to a maximum liability of \$1,500 with the 10% retention staying with OHSU Insurance Company.

On January 1, 2006, workers compensation coverage for all employees was placed with the SAIF Corporation in accordance with statutory requirements. The State Accident Insurance Fund also provides Employers Liability coverage in the amount of \$500, without retention. The State Accident Insurance Fund policy was written as a paid loss retrospective plan until July 1, 2017 at which time it converted its coverage to a guaranteed cost plan. This paid premium is an estimate and varies with audited payroll. In addition, the State Accident Insurance Fund bills monthly for the prior year's claims paid losses (2006 to June 2017), adding a 16.5% loss conversion factor to the paid loss costs. Six months after the policy term, and every 12 months thereafter, a retrospective evaluation is completed (for years 2006 to June 2017) to determine any additional amounts to be paid, including outstanding reserves, for claims relating to the policy year.

(b) Unemployment Compensation

Unemployment compensation claims are administered by the Oregon Employment Division pursuant to Oregon Revised Statutes. The estimated amount of future benefits payments to claimants and the resulting liability to OHSU have been reflected as accrued salaries, wages, and benefits in the accompanying statements of net position.

(c) Employee Health Programs

OHSU is self-insured for its risk of loss related to costs to insure its employees for medical, dental, and vision coverage. OHSU has utilized a third-party actuary to assist in the estimation of its liability for the employee health programs related to claims payable and those claims incurred but not yet paid or reported of approximately \$30,455 and \$30,536 as of June 30, 2023 and 2022, respectively. These amounts are included in current portion of self-funded insurance program liabilities in the accompanying statements of net position.

(d) Labor Organizations

As of fiscal year-end June 30, 2023, approximately 54.1% of OHSU's employees are represented by labor organizations: 15.0% of OHSU's employees are nurses represented by the ONA, 39.0% of OHSU's employees are represented by the AFSCME, and less than 1.0% of OHSU's employees are represented by the OHSU Police Association. The current contract with ONA expired on June 30, 2023. The current contract with AFSCME expires on June 30, 2025. The current contract with the OHSU Police Association expires on June 30, 2024.

(e) Construction Contracts

OHSU had outstanding commitments on unexpended construction contracts totaling approximately \$4,216 and \$52,107 at June 30, 2023 and 2022, respectively. These commitments will be primarily funded from gifts, grants, funds held by trustee, and other investment accounts.

OREGON HEALTH & SCIENCE UNIVERSITY
(A Component Unit of the State of Oregon)

Notes to Financial Statements

June 30, 2023 and 2022

(Dollars in thousands)

(f) Legal Proceedings

The healthcare industry and academic medical centers are subject to numerous laws and regulations of federal, state, and local governments. These laws and regulations include, but are not limited to, laws and regulations related to licensure, accreditation, government health program participation, reimbursement for patient services, Medicare and Medicaid fraud and abuse, and laws and regulations governing the conduct of federally funded research, research involving human and animal subjects, and other facets of research. Government monitoring and enforcement activity continues with respect to possible violations of fraud and abuse laws and regulations and other laws and regulations applicable to healthcare providers and healthcare institutions, including academic medical centers. Violations of these laws and regulations could result in expulsion from government healthcare programs, together with the imposition of significant fines and penalties and repayments for patient services previously billed. Management believes OHSU is in compliance with applicable fraud and abuse laws and regulations, as well as other applicable government laws and regulations.

OHSU's compliance with the referenced laws and regulations may be subject to current or future government review and interpretation, as well as regulatory actions unknown or unasserted at this time.

OHSU is involved in litigation and is periodically the subject of regulatory inquiries in the normal course of its business. In past years, OHSU was subject to several federal healthcare audits as a part of national initiatives targeting large numbers of hospitals and academic medical centers and was the subject of government-issued subpoenas and postpayment reviews concerning specific OHSU billing practices. OHSU responded to these audits, subpoenas, and reviews, and these matters were resolved or are expected to be resolved without material adverse effect on OHSU's financial position, changes in financial position, or liquidity.

(g) Leases (lessee) and Similar Subscription Based Information Technology Arrangements

As discussed in note 1(w), OHSU is a lessee for various noncancelable leases of buildings and equipment. OHSU also has noncancelable subscription arrangements (similar to a lease) for the right-to-use various information technology hardware and software (subscription IT arrangements).

OREGON HEALTH & SCIENCE UNIVERSITY
(A Component Unit of the State of Oregon)

Notes to Financial Statements

June 30, 2023 and 2022

(Dollars in thousands)

Intangible right-to-use lease and subscription IT assets

A summary of lease and subscription IT asset activity during the year ended June 30, 2023 is as follows:

	<u>Balance June 30, 2022</u>	<u>Additions</u>	<u>Remeasurements</u>	<u>Deductions</u>	<u>Balance June 30, 2023</u>
Lease assets:					
Buildings and equipment	\$ 93,234	9,566	12,047	(7,335)	107,512
Less accumulated amortization:					
Buildings and equipment	(25,995)	(12,263)	(164)	—	(38,422)
Total lease assets, net	<u>67,239</u>	<u>(2,697)</u>	<u>11,883</u>	<u>(7,335)</u>	<u>69,090</u>
Subscription IT assets	40,655	10,651	11,846	(1,020)	62,132
Less accumulated amortization:					
Subscription IT assets	(10,514)	(14,350)	(3,634)	2,178	(26,320)
Subscription IT assets, net	<u>30,141</u>	<u>(3,699)</u>	<u>8,212</u>	<u>1,158</u>	<u>35,812</u>
Total lease and subscription IT assets, net	<u>\$ 97,380</u>	<u>(6,396)</u>	<u>20,095</u>	<u>(6,177)</u>	<u>104,902</u>

A summary of lease and subscription IT asset activity during the year ended June 30, 2022 is as follows:

	<u>Balance June 30, 2021</u>	<u>Additions</u>	<u>Remeasurements</u>	<u>Deductions</u>	<u>Balance June 30, 2022</u>
Lease assets:					
Buildings and equipment	\$ 75,048	20,991	402	(3,207)	93,234
Less accumulated amortization:					
Buildings and equipment	(14,317)	(14,867)	—	3,189	(25,995)
Total lease assets, net	<u>60,731</u>	<u>6,124</u>	<u>402</u>	<u>(18)</u>	<u>67,239</u>
Subscription IT assets	20,812	20,665	(54)	(768)	40,655
Less accumulated amortization:					
Subscription IT assets	(3,633)	(6,857)	—	(24)	(10,514)
Subscription IT assets, net	<u>17,179</u>	<u>13,808</u>	<u>(54)</u>	<u>(792)</u>	<u>30,141</u>
Total lease and subscription IT assets, net	<u>\$ 77,910</u>	<u>19,932</u>	<u>348</u>	<u>(810)</u>	<u>97,380</u>

OREGON HEALTH & SCIENCE UNIVERSITY
(A Component Unit of the State of Oregon)

Notes to Financial Statements

June 30, 2023 and 2022

(Dollars in thousands)

Lease and subscription IT liabilities

A summary of changes in the related lease and subscription IT liabilities during the year ended June 30, 2023 is as follows:

	<u>Balance June 30, 2022</u>	<u>Additions</u>	<u>Remeasurements</u>	<u>Deductions</u>	<u>Balance June 30, 2023</u>	<u>Amounts Due within one year</u>
Lease liabilities and subscription IT liabilities \$	88,047	35,503	(1,256)	(29,533)	92,761	24,995

A summary of changes in the related lease and subscription IT liabilities during the year ended June 30, 2022 is as follows:

	<u>Balance June 30, 2021</u>	<u>Additions</u>	<u>Remeasurements</u>	<u>Deductions</u>	<u>Balance June 30, 2022</u>	<u>Amounts Due within one year</u>
Lease liabilities and subscription IT liabilities \$	70,923	39,151	414	(22,441)	88,047	22,552

Future annual lease payments are as follows:

	<u>Principal amount</u>	<u>Interest amount</u>	<u>Total</u>
Year ending June 30:			
2024	\$ 12,959	2,502	15,461
2025	11,175	2,016	13,191
2026	10,262	1,573	11,835
2027	9,509	1,166	10,675
2028	6,379	811	7,190
2029–2033	11,351	1,759	13,110
2034–2038	4,420	485	4,905
2039–2043	564	26	590
2044–2048	97	3	100
	<u>\$ 66,716</u>	<u>10,341</u>	<u>77,057</u>

OREGON HEALTH & SCIENCE UNIVERSITY
(A Component Unit of the State of Oregon)

Notes to Financial Statements

June 30, 2023 and 2022

(Dollars in thousands)

Future annual subscription IT payments are as follows:

	Principal amount	Interest amount	Total
Year ending June 30:			
2024	\$ 12,036	913	12,949
2025	6,349	542	6,891
2026	3,690	318	4,008
2027	3,002	155	3,157
2028	300	25	325
2029–2033	668	20	688
	\$ 26,045	1,973	28,018

Variable Lease and Subscription Payments

Variable lease and subscription payments, other than those payments that depend on an index or rate or are fixed in substance, are excluded from the measurement of the lease and subscription IT liability. Such amounts are recognized as lease expense or subscription expense, respectively, in the period in which the obligation for those payments is incurred.

OHSU makes variable lease payments related to maintenance, support, utility, and insurance costs to its lessors. The amounts recognized as outflows (expense) for variable lease payments not included in the measurement of the lease liabilities were \$2,581 and \$2,330 during the years ended June 30, 2023 and 2022, respectively.

Lease and Subscription Commitments

As of June 30, 2023, OHSU had committed to no leases or IT subscriptions not yet commenced.

OREGON HEALTH & SCIENCE UNIVERSITY
(A Component Unit of the State of Oregon)

Notes to Financial Statements

June 30, 2023 and 2022

(Dollars in thousands)

(h) Tuality Health Affiliation

On February 1, 2016, OHSU affiliated with Tuality Healthcare (Tuality) through the execution of a management agreement (the Tuality Agreement) between the organizations. Under the Tuality Agreement, OHSU agrees to oversee the unified and integrated clinical enterprises of OHSU and Tuality as a single, integrated economic unit. OHSU and Tuality remain as separate entities, own their own assets, and continue to be the licensed operators of their own facilities. Per the agreement, OHSU has guaranteed Tuality's operating income and will provide operating cash flow support. The initial term of the Tuality Agreement is 20 years and it may be renewed or extended by written agreement of the parties. The Tuality Agreement is subject to termination in the event of material breaches of the agreement or for certain other reasons specified in the Tuality Agreement.

After February 1, 2016, OHSU guarantees operating income support in the following manner: to the extent Tuality incurs an operating loss for any fiscal year, OHSU will provide operating support in the form of a cash payment to Tuality in an amount equal to the operating loss, which will result in Tuality's operating income being equal to zero. OHSU may recoup prior payments for operating support from Tuality's positive operating cash flow generated in future fiscal years as specified in the Tuality Agreement. For fiscal years 2023 and 2022, operating income support amounted to \$22,813 and \$11,051, respectively.

During the first five years of the agreement, if Tuality's operating cash flow, defined in the Tuality Agreement as operating income plus depreciation less regular principal payments on long-term debt and less capital spending, was negative, OHSU provided Tuality a capital advance in the form of a cash payment to bring Tuality's operating cash flow to a balance of zero. The capital advance was recorded on Tuality's financial statements as a payable to OHSU, and on OHSU's financial statements as a receivable from Tuality, subject to any required reserves for estimates of collectibility. Such capital advances do not bear interest and is repayable by Tuality to OHSU from positive operating cash flow generated in future fiscal years under general guidelines specified in the Tuality Agreement. The total note receivable as of June 30, 2023 was \$19,591. In light of uncertain operating income, in the near term and the likelihood that cash flow available for repayment will be deferred into future years, OHSU recorded a valuation reserve of \$19,591 against the note receivable under other noncurrent assets as of June 30, 2021.

(i) Adventist Health

On January 1, 2018, OHSU and Adventist Health entered into a Health System agreement, an operating agreement and an academic affiliation agreement. Under this affiliation, OHSU and Adventist Health will operate as a unified clinical system with a shared bottom line. The affiliation applies to OHSU's Portland-area clinical services and activities and Adventist Health Portland, which includes the 302-bed Adventist Health Portland Medical Center and its 34 affiliated clinics and home care and hospice services in the Portland-Vancouver metro area. The other 19 Adventist Health hospitals in the western United States are excluded from the agreements. Each organization will retain its existing hospital licenses, capital assets, and employees and will not join each other's master trust indenture obligated group or otherwise guarantee each other's outstanding debt.

OREGON HEALTH & SCIENCE UNIVERSITY
(A Component Unit of the State of Oregon)

Notes to Financial Statements

June 30, 2023 and 2022

(Dollars in thousands)

Each entity will continue to maintain its individual mission and culture but will together strive to transform access and the delivery of healthcare to Oregonians through a unified clinical enterprise and shared brand experience. A board of managers comprising representatives from each organization has been created to oversee the system.

The initial term of the Adventist agreement is 20 years and it may be renewed or extended by written agreement of the parties, and the agreement is subject to termination in the event of material breaches or for certain other reasons specified in the agreement.

OHSU and Adventist Health's allocation amount is determined by multiplying the consolidated Metro Health System net operating results by such party's proportional allocation percentage, including the amount of such party's total capital charges (for the same period for which such allocation amount is determined). The result shall equal the party's net share of the Metro Health System earnings before interest, depreciation, and amortization (EBIDA).

OHSU and Adventist's net share for each period shall be compared to each party's actual metro clinical enterprise adjusted EBIDA for the same period. OHSU and Adventist Health agree that if a party's net share for a period is less than such party's metro clinical enterprise adjusted EBIDA for such period, such party shall pay to the other party the amount of the difference (net share payment). OHSU and Adventist agree that if a party's net share for a period is more than such party's metro clinical enterprise adjusted EBIDA for the same period, such party shall receive from the other party a payment in the amount of the difference (net share receivable).

For fiscal years 2023 and 2022, support payments to/(from) Adventist amounted to \$10,740 and \$7,662, respectively. In order to optimize healthcare provider coverage and accessibility within the Portland metropolitan area, OHSU also paid \$2,355 and \$721 for physician recruitments.

(14) Subsequent Events

On August 16, 2023, OHSU and Legacy Health executed a nonbinding letter of intent setting forth proposed terms by which the Parties would affiliate to create a combined healthcare system under OHSU as the combined system's sole corporate parent. The business combination is anticipated to occur in 2024, subject to the development of a definitive agreement and regulatory approvals.

OREGON HEALTH & SCIENCE UNIVERSITY
(A Component Unit of the State of Oregon)

Notes to Financial Statements

June 30, 2023 and 2022

(Dollars in thousands)

(15) Blended Component Units

Condensed combining statements for OHSU and its blended component units are shown below:

	2023				
	<u>University</u>	<u>INSCO</u>	<u>OHSU Foundation</u>	<u>Eliminations/ reclassifications</u>	<u>Total combined</u>
Assets:					
Current assets	\$ 1,182,004	22,780	179,046	(71,426)	1,312,404
Noncurrent assets:					
Capital assets, net of accumulated depreciation	2,219,372	—	12,508	—	2,231,880
Other noncurrent assets	<u>1,464,270</u>	<u>73,647</u>	<u>1,654,227</u>	<u>—</u>	<u>3,192,144</u>
Total noncurrent assets	<u>3,683,642</u>	<u>73,647</u>	<u>1,666,735</u>	<u>—</u>	<u>5,424,024</u>
Total assets	4,865,646	96,427	1,845,781	(71,426)	6,736,428
Deferred outflows	<u>185,518</u>	<u>—</u>	<u>—</u>	<u>—</u>	<u>185,518</u>
Total assets and deferred outflows	<u>\$ 5,051,164</u>	<u>96,427</u>	<u>1,845,781</u>	<u>(71,426)</u>	<u>6,921,946</u>
Liabilities:					
Current liabilities	\$ 625,583	1,150	81,895	(71,426)	637,202
Noncurrent liabilities	<u>1,756,148</u>	<u>53,113</u>	<u>33,900</u>	<u>—</u>	<u>1,843,161</u>
Total liabilities	<u>2,381,731</u>	<u>54,263</u>	<u>115,795</u>	<u>(71,426)</u>	<u>2,480,363</u>
Deferred inflows	151,109	—	193,512	—	344,621
Net position:					
Net investment in capital assets	1,214,245	—	1,361	—	1,215,606
Restricted, expendable	—	—	643,863	—	643,863
Restricted, nonexpendable	—	—	340,236	—	340,236
Unrestricted	<u>1,304,079</u>	<u>42,164</u>	<u>551,014</u>	<u>—</u>	<u>1,897,257</u>
Total net position	<u>2,518,324</u>	<u>42,164</u>	<u>1,536,474</u>	<u>—</u>	<u>4,096,962</u>
Total liabilities, deferred inflows, and net position	<u>\$ 5,051,164</u>	<u>96,427</u>	<u>1,845,781</u>	<u>(71,426)</u>	<u>6,921,946</u>

OREGON HEALTH & SCIENCE UNIVERSITY
(A Component Unit of the State of Oregon)

Notes to Financial Statements

June 30, 2023 and 2022

(Dollars in thousands)

	2022				
	<u>University</u>	<u>INSCO</u>	<u>OHSU Foundation</u>	<u>Eliminations/ reclassifications</u>	<u>Total combined</u>
Assets:					
Current assets	\$ 1,106,741	22,672	169,618	(71,886)	1,227,145
Noncurrent assets:					
Capital assets, net of accumulated depreciation	2,168,018	—	13,190	—	2,181,208
Other noncurrent assets	<u>1,462,758</u>	<u>74,709</u>	<u>1,685,245</u>	<u>—</u>	<u>3,222,712</u>
Total noncurrent assets	<u>3,630,776</u>	<u>74,709</u>	<u>1,698,435</u>	<u>—</u>	<u>5,403,920</u>
Total assets	4,737,517	97,381	1,868,053	(71,886)	6,631,065
Deferred outflows	<u>218,704</u>	—	—	—	<u>218,704</u>
Total assets and deferred outflows	<u>\$ 4,956,221</u>	<u>97,381</u>	<u>1,868,053</u>	<u>(71,886)</u>	<u>6,849,769</u>
Liabilities:					
Current liabilities	\$ 610,625	1,147	81,872	(71,886)	621,758
Noncurrent liabilities	<u>1,713,813</u>	<u>52,831</u>	<u>33,875</u>	<u>—</u>	<u>1,800,519</u>
Total liabilities	<u>2,324,438</u>	<u>53,978</u>	<u>115,747</u>	<u>(71,886)</u>	<u>2,422,277</u>
Deferred inflows	287,358	—	192,363	—	479,721
Net position:					
Net investment in capital assets	1,204,412	—	1,350	—	1,205,762
Restricted, expendable	87,870	—	630,951	—	718,821
Restricted, nonexpendable	—	—	323,982	—	323,982
Unrestricted	<u>1,052,143</u>	<u>43,403</u>	<u>603,660</u>	<u>—</u>	<u>1,699,206</u>
Total net position	<u>2,344,425</u>	<u>43,403</u>	<u>1,559,943</u>	<u>—</u>	<u>3,947,771</u>
Total liabilities, deferred inflows, and net position	<u>\$ 4,956,221</u>	<u>97,381</u>	<u>1,868,053</u>	<u>(71,886)</u>	<u>6,849,769</u>

OREGON HEALTH & SCIENCE UNIVERSITY
(A Component Unit of the State of Oregon)

Notes to Financial Statements

June 30, 2023 and 2022

(Dollars in thousands)

Condensed combining information related to revenues, expenses, and changes in net position for the years ended June 30, 2023 and 2022 is as follows:

	2023				Total combined
	University	INSCO	OHSU Foundation	Eliminations/ reclassifications	
Operating revenues:					
Patient service revenue	\$ 3,337,828	—	—	—	3,337,828
Student tuition and fees, net	81,617	—	—	—	81,617
Gifts, grants, and contracts	815,435	—	72,940	(129,995)	758,380
Other revenue	274,777	22,596	2,298	(20,194)	279,477
Total operating revenues	4,509,657	22,596	75,238	(150,189)	4,457,302
Operating expenses:					
Salaries, wages, and benefits	2,685,085	—	17,529	—	2,702,614
Defined-benefit pension	37,947	—	—	—	37,947
Services, supplies, and other	1,527,048	24,318	141,572	(147,372)	1,545,566
Depreciation and amortization	209,179	—	1,256	—	210,435
Interest	42,798	—	—	—	42,798
Total operating expenses	4,502,057	24,318	160,357	(147,372)	4,539,360
Operating income (loss)	7,600	(1,722)	(85,119)	(2,817)	(82,058)
Nonoperating revenues (expenses):					
Investment income and change in fair value of investments	76,075	483	42,863	—	119,421
State appropriations	62,690	—	—	—	62,690
Other	22,222	—	1,343	—	23,565
Total nonoperating revenues (expenses), net	160,987	483	44,206	—	205,676
Net income (loss) before other changes in net position	168,587	(1,239)	(40,913)	(2,817)	123,618
Other changes in net position:					
Contributions for capital and other Nonexpendable donations	5,312	—	—	2,817	8,129
	—	—	17,444	—	17,444
Total other changes in net position	5,312	—	17,444	2,817	25,573
Total increase (decrease) in net position	173,899	(1,239)	(23,469)	—	149,191
Net position – beginning of year	2,344,425	43,403	1,559,943	—	3,947,771
Net position – end of year	\$ 2,518,324	42,164	1,536,474	—	4,096,962

OREGON HEALTH & SCIENCE UNIVERSITY
(A Component Unit of the State of Oregon)

Notes to Financial Statements

June 30, 2023 and 2022

(Dollars in thousands)

	2022				Total combined
	University	INSCO	OHSU Foundation	Eliminations/ reclassifications	
Operating revenues:					
Patient service revenue	\$ 2,845,352	—	—	—	2,845,352
Student tuition and fees, net	80,886	—	—	—	80,886
Gifts, grants, and contracts	775,015	—	112,184	(104,910)	782,289
Other revenue	243,132	22,840	1,666	(34,131)	233,507
Total operating revenues	3,944,385	22,840	113,850	(139,041)	3,942,034
Operating expenses:					
Salaries, wages, and benefits	2,439,450	—	15,834	—	2,455,284
Defined-benefit pension	23,008	—	—	—	23,008
Services, supplies, and other	1,338,657	20,401	129,181	(144,963)	1,343,276
Depreciation and amortization	199,450	—	1,161	—	200,611
Interest	45,251	—	—	—	45,251
Total operating expenses	4,045,816	20,401	146,176	(144,963)	4,067,430
Operating income (loss)	(101,431)	2,439	(32,326)	5,922	(125,396)
Nonoperating revenues (expenses):					
Investment income and change in fair value of investments	(94,685)	(7,151)	(32,428)	—	(134,264)
State appropriations	41,240	—	—	—	41,240
CARES Act grant	33,514	—	—	—	33,514
Other	7,354	—	1,557	—	8,911
Total nonoperating revenues (expenses), net	(12,577)	(7,151)	(30,871)	—	(50,599)
Net income (loss) before other changes in net position	(114,008)	(4,712)	(63,197)	5,922	(175,995)
Other changes in net position:					
Contributions for capital and other Nonexpendable donations	10,799	—	—	(5,922)	4,877
	—	—	20,821	—	20,821
Total other changes in net position	10,799	—	20,821	(5,922)	25,698
Total increase (decrease) in net position	(103,209)	(4,712)	(42,376)	—	(150,297)
Net position – beginning of year	2,447,634	48,115	1,602,319	—	4,098,068
Net position – end of year	\$ 2,344,425	43,403	1,559,943	—	3,947,771

OREGON HEALTH & SCIENCE UNIVERSITY
(A Component Unit of the State of Oregon)

Notes to Financial Statements

June 30, 2023 and 2022

(Dollars in thousands)

Condensed combining information related to cash flows for the years ended June 30, 2023 and 2022 is as follows:

	2023				
	<u>University</u>	<u>INSCO</u>	<u>OHSU Foundation</u>	<u>Eliminations/ reclassifications</u>	<u>Total combined</u>
Net cash provided by (used in) operating activities	\$ 132,055	1,378	(14,370)	—	119,063
Net cash provided by noncapital financing activities	85,080	—	16,358	—	101,438
Net cash used in capital and related financing activities	(339,043)	—	(1,267)	—	(340,310)
Net cash provided by (used in) investing activities	<u>85,283</u>	<u>(6,545)</u>	<u>15,229</u>	<u>—</u>	<u>93,967</u>
Net change in cash and cash equivalents	(36,625)	(5,167)	15,950	—	(25,842)
Cash and cash equivalents, beginning of year	<u>213,635</u>	<u>5,515</u>	<u>43,322</u>	<u>—</u>	<u>262,472</u>
Cash and cash equivalents, end of year	\$ <u><u>177,010</u></u>	<u><u>348</u></u>	<u><u>59,272</u></u>	<u><u>—</u></u>	<u><u>236,630</u></u>
	2022				
	<u>University</u>	<u>INSCO</u>	<u>OHSU Foundation</u>	<u>Eliminations/ reclassifications</u>	<u>Total combined</u>
Net cash provided by (used in) operating activities	\$ 16,341	11,479	41,681	—	69,501
Net cash provided by noncapital financing activities	93,146	—	7,507	—	100,653
Net cash provided by (used in) capital and related financing activities	93,483	—	(2,158)	—	91,325
Net cash provided by (used in) investing activities	<u>(378,199)</u>	<u>(9,314)</u>	<u>(47,068)</u>	<u>—</u>	<u>(434,581)</u>
Net change in cash and cash equivalents	(175,229)	2,165	(38)	—	(173,102)
Cash and cash equivalents, beginning of year	<u>388,864</u>	<u>3,350</u>	<u>43,360</u>	<u>—</u>	<u>435,574</u>
Cash and cash equivalents, end of year	\$ <u><u>213,635</u></u>	<u><u>5,515</u></u>	<u><u>43,322</u></u>	<u><u>—</u></u>	<u><u>262,472</u></u>

OREGON HEALTH & SCIENCE UNIVERSITY
(A Component Unit of the State of Oregon)
Required Supplementary Information (Unaudited)
June 30, 2023 and 2022
(Dollars in thousands)

Required Supplementary Information (Unaudited)
Schedule of Proportionate Share of the Net Pension Liability and Related Ratios

(Dollar amounts in thousands)

<u>Defined-benefit pension plan¹</u>	<u>2023</u>	<u>2022</u>	<u>2021</u>	<u>2020</u>	<u>2019</u>	<u>2018</u>
OHSU's proportion of the net pension liability (rounded)	2.59 %	2.56 %	2.73 %	2.91 %	3.01 %	3.51 %
OHSU's proportionate share of the net pension liability	\$ 396,378	305,955	595,311	503,720	456,006	424,000
Covered payroll	<u>346,723</u>	<u>330,673</u>	<u>340,369</u>	<u>330,868</u>	<u>323,343</u>	<u>337,473</u>
OHSU's proportionate share of the net pension liability as a percentage of covered payroll	<u>114.32 %</u>	<u>92.52 %</u>	<u>174.90 %</u>	<u>152.24 %</u>	<u>141.03 %</u>	<u>125.64 %</u>
Plan fiduciary net position as a percentage of the total pension liability	84.50 %	87.60 %	75.80 %	80.20 %	82.10 %	83.10 %

¹ Ten-year trend information will be presented prospectively.

Required Supplementary Information (Unaudited)
Schedule of Defined-Benefit Pension Plan Contributions

(Dollars in thousands)

<u>Year ended June 30¹</u>	<u>2023</u>	<u>2022</u>	<u>2021</u>	<u>2020</u>	<u>2019</u>	<u>2018</u>
Contractually required contributions	\$ 53,913	53,754	48,333	50,841	37,919	37,087
Contributions in relation to the contractually required contributions	<u>63,913</u>	<u>63,754</u>	<u>58,333</u>	<u>60,841</u>	<u>47,919</u>	<u>47,087</u>
Contribution excess	<u>\$ (10,000)</u>	<u>(10,000)</u>	<u>(10,000)</u>	<u>(10,000)</u>	<u>(10,000)</u>	<u>(10,000)</u>
OHSU's covered payroll	\$ 369,176	346,723	330,673	340,369	330,868	323,343
Contributions as a percentage of covered payroll	17.31 %	18.39 %	17.64 %	17.88 %	14.48 %	14.56 %

¹ Ten-year trend information will be presented prospectively.

See accompanying independent auditors' report.

OREGON HEALTH & SCIENCE UNIVERSITY

Combining Schedules of Net Position

June 30, 2023 with comparative totals for June 30, 2022

(Dollars in thousands)

Assets	Hospital	Other University	Total University	Foundation	Eliminations/ Reclassifications	2023	2022
Current assets:							
Cash and cash equivalents	\$ 290,068	(112,710)	177,358	59,272	—	236,630	262,472
Short-term Investments	—	22,040	22,040	—	—	22,040	22,574
Current portion of funds held by trustee	22,339	8,084	30,423	—	—	30,423	42,305
Patients accounts receivable, net of bad debt allowances of \$755 and \$1,372 – in 2023 and 2022, respectively	623,943	2,129	626,072	—	—	626,072	504,558
Student receivables	—	24,035	24,035	—	—	24,035	24,351
Grant and contract receivable	—	82,924	82,924	—	—	82,924	81,631
Current portion of pledges and estates receivable	—	—	—	115,949	—	115,949	121,490
Other receivables, net	57,065	80,254	137,319	3,075	(70,903)	69,491	69,009
Inventories, at cost	64,464	2,228	66,692	—	—	66,692	64,279
Prepaid expenses	18,168	19,230	37,398	750	—	38,148	34,476
Total current assets	<u>1,076,047</u>	<u>128,214</u>	<u>1,204,261</u>	<u>179,046</u>	<u>(70,903)</u>	<u>1,312,404</u>	<u>1,227,145</u>
Noncurrent assets:							
Capital assets, net of accumulated depreciation	1,218,478	1,000,894	2,219,372	12,508	—	2,231,880	2,181,208
Funds held by trustee – less current portion	235,624	—	235,624	—	—	235,624	303,469
Other long-term receivables, net of reserves	—	33,500	33,500	—	—	33,500	33,500
Long-term investments:							
Long-term investments, restricted	—	69,879	69,879	900,522	—	970,401	941,206
Long-term investments, unrestricted	1,026,931	159,175	1,186,106	645,768	—	1,831,874	1,744,200
Total long-term investments	<u>1,026,931</u>	<u>229,054</u>	<u>1,255,985</u>	<u>1,546,290</u>	<u>—</u>	<u>2,802,275</u>	<u>2,685,406</u>
Prepaid financing costs, net	769	296	1,065	—	—	1,065	1,268
Pledges and estates receivable – less current portion	—	—	—	106,197	—	106,197	174,981
Restricted postemployment benefit asset	—	11,743	11,743	—	—	11,743	10,070
Other noncurrent assets	—	—	—	1,740	—	1,740	14,018
Interest in the Foundations	—	1,536,474	1,536,474	—	(1,536,474)	—	—
Total noncurrent assets	<u>2,481,802</u>	<u>2,811,961</u>	<u>5,293,763</u>	<u>1,666,735</u>	<u>(1,536,474)</u>	<u>5,424,024</u>	<u>5,403,920</u>
Total assets	<u>3,557,849</u>	<u>2,940,175</u>	<u>6,498,024</u>	<u>1,845,781</u>	<u>(1,607,377)</u>	<u>6,736,428</u>	<u>6,631,065</u>
Deferred outflows:							
Deferred amortization of derivative instruments	—	—	—	—	—	—	4,843
Loss on refunding of debt	20,248	5,147	25,395	—	—	25,395	29,835
Pension obligation	—	153,221	153,221	—	—	153,221	174,512
Goodwill	174	—	174	—	—	174	261
Other Postemployment Benefits (OPEB) obligation	—	6,728	6,728	—	—	6,728	9,253
Total deferred outflows	<u>20,422</u>	<u>165,096</u>	<u>185,518</u>	<u>—</u>	<u>—</u>	<u>185,518</u>	<u>218,704</u>
Total assets and deferred outflows	<u>\$ 3,578,271</u>	<u>3,105,271</u>	<u>6,683,542</u>	<u>1,845,781</u>	<u>(1,607,377)</u>	<u>6,921,946</u>	<u>6,849,769</u>

OREGON HEALTH & SCIENCE UNIVERSITY

Combining Schedules of Net Position

June 30, 2023 with comparative totals for June 30, 2022

(Dollars in thousands)

Liabilities	Hospital	Other University	Total University	Foundation	Eliminations/ Reclassifications	2023	2022
Current liabilities:							
Current portion of long-term debt	\$ 9,340	6,123	15,463	—	—	15,463	23,735
Current portion of long-term leases	17,089	7,236	24,325	670	—	24,995	22,580
Current portion of self-funded insurance programs liability	—	45,397	45,397	—	—	45,397	47,549
Accounts payable and accrued expenses	140,866	68,736	209,602	10,140	—	219,742	187,841
Accrued salaries, wages, and benefits	39,632	81,035	120,667	—	—	120,667	127,391
Compensated absences payable	51,414	32,771	84,185	—	—	84,185	78,135
Unearned revenue	13,749	106,308	120,057	—	—	120,057	92,929
Unearned/Medicare Advance Payment	—	—	—	—	—	—	37,246
Other current liabilities	6,038	476	6,514	71,085	(70,903)	6,696	4,352
Total current liabilities	<u>278,128</u>	<u>348,082</u>	<u>626,210</u>	<u>81,895</u>	<u>(70,903)</u>	<u>637,202</u>	<u>621,758</u>
Noncurrent liabilities:							
Long-term debt – less current portion	976,389	296,347	1,272,736	—	—	1,272,736	1,308,089
Long-term leases – less current portion	43,138	14,150	57,288	10,478	—	67,766	65,467
Liability for self-funded insurance programs – less current portion	—	56,528	56,528	—	—	56,528	55,848
Liability for life income agreements	—	—	—	20,503	—	20,503	20,111
Pension liability	—	396,378	396,378	—	—	396,378	305,955
Other noncurrent liabilities	—	26,331	26,331	2,919	—	29,250	45,049
Total noncurrent liabilities	<u>1,019,527</u>	<u>789,734</u>	<u>1,809,261</u>	<u>33,900</u>	<u>—</u>	<u>1,843,161</u>	<u>1,800,519</u>
Total liabilities	<u>1,297,655</u>	<u>1,137,816</u>	<u>2,435,471</u>	<u>115,795</u>	<u>(70,903)</u>	<u>2,480,363</u>	<u>2,422,277</u>
Deferred inflows:							
Deferred lease revenue	625	197	822	—	—	822	1,538
Gain on refunding of debt	461	380	841	—	—	841	1,056
Life income agreements	—	—	—	29,206	—	29,206	32,759
Pending funds	—	—	—	164,306	—	164,306	159,604
Pension obligation	—	141,040	141,040	—	—	141,040	278,368
Other Postemployment Benefits (OPEB) obligation	—	8,406	8,406	—	—	8,406	6,396
Total deferred inflows	<u>1,086</u>	<u>150,023</u>	<u>151,109</u>	<u>193,512</u>	<u>—</u>	<u>344,621</u>	<u>479,721</u>
Net position:							
Investments in capital assets	445,452	770,154	1,215,606	—	—	1,215,606	1,205,762
Restricted, expendable	—	643,863	643,863	558,889	(558,889)	643,863	718,821
Restricted, nonexpendable	—	340,236	340,236	340,236	(340,236)	340,236	323,982
Unrestricted	1,834,078	63,179	1,897,257	637,349	(637,349)	1,897,257	1,699,206
Total net position	<u>2,279,530</u>	<u>1,817,432</u>	<u>4,096,962</u>	<u>1,536,474</u>	<u>(1,536,474)</u>	<u>4,096,962</u>	<u>3,947,771</u>
Total liabilities, deferred inflows, and net position	<u>\$ 3,578,271</u>	<u>3,105,271</u>	<u>6,683,542</u>	<u>1,845,781</u>	<u>(1,607,377)</u>	<u>6,921,946</u>	<u>6,849,769</u>

See accompanying independent auditors' report.

OREGON HEALTH & SCIENCE UNIVERSITY

Consolidated Statements of Revenues, Expenses, and Changes in Net Position

Years ended June 30, 2023 and 2022

(Dollars in thousands)

	Hospital	Other University	Total University	Foundation	Eliminations/ Reclassifications	2023	2022
Operating revenues:							
Patient service revenue, net of bad debt adjustments of \$11,716 and \$7,963 – in 2023 and 2022, respectively	\$ 2,808,149	529,679	3,337,828	—	—	3,337,828	2,845,352
Student tuition and fees, net	—	81,617	81,617	—	—	81,617	80,886
Gifts, grants, and contracts	29,541	785,894	815,435	72,940	(129,995)	758,380	782,289
Sales, service, and other	217,346	57,987	275,333	2,298	1,846	279,477	233,507
State support – appropriations	2,892	59,798	62,690	—	(62,690)	—	—
State support – directed payment, net of OHSU transfer	(211,000)	211,000	—	—	—	—	—
State support – directed payment, rebalance	(57,500)	57,500	—	—	—	—	—
Total operating revenues	<u>2,789,428</u>	<u>1,783,475</u>	<u>4,572,903</u>	<u>75,238</u>	<u>(190,839)</u>	<u>4,457,302</u>	<u>3,942,034</u>
Operating expenses:							
Salaries, wages, and benefits	1,284,828	1,400,257	2,685,085	17,529	—	2,702,614	2,455,284
Defined-benefit pension	—	37,947	37,947	—	—	37,947	23,008
Services, supplies, and other	1,242,556	287,143	1,529,699	141,198	(125,331)	1,545,566	1,343,276
Depreciation and amortization	117,471	91,708	209,179	1,256	—	210,435	200,611
Interest	32,011	10,413	42,424	374	—	42,798	45,251
Total operating expenses	<u>2,676,866</u>	<u>1,827,468</u>	<u>4,504,334</u>	<u>160,357</u>	<u>(125,331)</u>	<u>4,539,360</u>	<u>4,067,430</u>
Operating income (loss)	<u>112,562</u>	<u>(43,993)</u>	<u>68,569</u>	<u>(85,119)</u>	<u>(65,508)</u>	<u>(82,058)</u>	<u>(125,396)</u>
Nonoperating revenues, incl. state appropriations:							
Investment income and gain (loss) in fair value of investments	74,542	2,016	76,558	42,863	—	119,421	(134,264)
State appropriations	—	—	—	—	62,690	62,690	41,240
COVID-19 relief grants	—	—	—	—	—	—	33,514
Other	22,795	(573)	22,222	1,343	—	23,565	8,911
Total nonoperating revenues (expenses), net	<u>97,337</u>	<u>1,443</u>	<u>98,780</u>	<u>44,206</u>	<u>62,690</u>	<u>205,676</u>	<u>(50,599)</u>
Net income (loss) before contributions for capital and other	<u>209,899</u>	<u>(42,550)</u>	<u>167,349</u>	<u>(40,913)</u>	<u>(2,818)</u>	<u>123,618</u>	<u>(175,995)</u>
Other changes in net position:							
Contributions for capital and other	5,505	(193)	5,312	—	2,817	8,129	4,877
Change in interest in the Foundations	—	(23,470)	(23,470)	—	23,470	—	—
Nonexpendable donations	—	—	—	17,444	—	17,444	20,821
Total other changes in net position	<u>5,505</u>	<u>(23,663)</u>	<u>(18,158)</u>	<u>17,444</u>	<u>26,287</u>	<u>25,573</u>	<u>25,698</u>
Total increase (decrease) in net position	<u>215,404</u>	<u>(66,213)</u>	<u>149,191</u>	<u>(23,469)</u>	<u>23,469</u>	<u>149,191</u>	<u>(150,297)</u>
Net position – beginning of year	<u>2,064,126</u>	<u>1,883,645</u>	<u>3,947,771</u>	<u>1,559,943</u>	<u>(1,559,943)</u>	<u>3,947,771</u>	<u>4,098,068</u>
Net position – end of year	<u>\$ 2,279,530</u>	<u>1,817,432</u>	<u>4,096,962</u>	<u>1,536,474</u>	<u>(1,536,474)</u>	<u>4,096,962</u>	<u>3,947,771</u>

See accompanying independent auditors' report.

OREGON HEALTH & SCIENCE UNIVERSITY
Nongovernmental Discretely Presented Component Units
Consolidated Balance Sheets
June 30, 2023 and 2022
(Dollars in thousands)

Assets	Tuality Healthcare and Subsidiaries	OHSU Health IDS	Combined 2023	Combined 2022
Current assets:				
Common stocks: Mutual funds	\$ —	8,662	8,662	10,324
Cash and cash equivalents	7,944	42,006	49,950	62,023
Short-term investments	393	6,513	6,906	6,061
Patient accounts receivable, net	44,537	—	44,537	40,488
Other receivables	6,496	4,482	10,978	7,875
Supplies inventory	5,910	—	5,910	4,873
Prepaid expenses and other	2,908	33	2,941	2,129
Estimated receivables for Medicare and Medicaid settlements	—	—	—	454
Current portion of assets whose use is limited	1,052	—	1,052	1,033
Total current assets	<u>69,240</u>	<u>61,696</u>	<u>130,936</u>	<u>135,260</u>
Assets whose use is limited:				
Board-designated funds	31,777	—	31,777	33,041
Pending trade receivable	—	—	—	1,909
Donor-restricted – specific purpose	6,147	—	6,147	6,096
Donor-restricted – endowment	2,759	—	2,759	2,855
Required for current liabilities	(1,052)	—	(1,052)	(1,033)
Total assets whose use is limited	<u>39,631</u>	<u>—</u>	<u>39,631</u>	<u>42,868</u>
Property and equipment:				
Property and equipment, net of accumulated depreciation and amortization	64,399	—	64,399	62,212
Other assets	7,800	8,187	15,987	7,414
Total assets	<u>\$ 181,070</u>	<u>69,883</u>	<u>250,953</u>	<u>247,754</u>

OREGON HEALTH & SCIENCE UNIVERSITY
Nongovernmental Discretely Presented Component Units
Consolidated Balance Sheets
June 30, 2023 and 2022
(Dollars in thousands)

Liabilities and Net Assets	Tuality Healthcare and Subsidiaries	OHSU Health IDS	Combined 2023	Combined 2022
Current liabilities:				
Accounts payable	\$ 8,968	53,166	62,134	58,795
Accrued payroll and employee benefits	12,448	—	12,448	14,772
Due to related party	10,681	3,211	13,892	26,139
Deferred revenue	—	—	—	2,672
Estimated liabilities for Medicare and Medicaid settlements	5,325	—	5,325	—
Long-term debt due within one year	1,122	—	1,122	1,090
Operating leases – current liability	1,502	—	1,502	—
Accrued bond interest payable	72	—	72	78
Total current liabilities	<u>40,118</u>	<u>56,377</u>	<u>96,495</u>	<u>103,546</u>
Long-term liabilities:				
Long-term debt, net of amount due within one year	8,850	—	8,850	9,959
Operating leases – long-term liability	5,403	—	5,403	—
Liability for pension benefits	21,693	—	21,693	29,680
Other long-term liabilities	24,418	—	24,418	23,872
Total long-term liabilities	<u>60,364</u>	<u>—</u>	<u>60,364</u>	<u>63,511</u>
Total liabilities	<u>100,482</u>	<u>56,377</u>	<u>156,859</u>	<u>167,057</u>
Net assets:				
Net assets without donor restrictions	72,079	13,506	85,585	71,616
Net assets with donor restrictions	8,509	—	8,509	9,081
Total net assets	<u>80,588</u>	<u>13,506</u>	<u>94,094</u>	<u>80,697</u>
Total liabilities and net assets	<u>\$ 181,070</u>	<u>69,883</u>	<u>250,953</u>	<u>247,754</u>

See accompanying notes to consolidated financial statements.

OREGON HEALTH & SCIENCE UNIVERSITY
Nongovernmental Discretely Presented Component Units
Consolidated Statements of Operations
Years ended June 30, 2023 and 2022
(Dollars in thousands)

	Tuality Healthcare and Subsidiaries	OHSU Health IDS	Combined 2023	Combined 2022
Patient service revenue	\$ 270,347	—	270,347	261,998
Other revenue:				
OHSU support	22,813	—	22,813	11,051
Other revenue	10,416	247,762	258,178	220,721
Total other revenue	33,229	247,762	280,991	231,772
Total revenue	303,576	247,762	551,338	493,770
Operating expenses:				
Salaries and wages	108,775	—	108,775	100,417
Employee benefits	29,156	—	29,156	24,196
Supplies and other expenses	113,134	241,545	354,679	317,277
Professional fees	44,125	—	44,125	43,131
Depreciation and amortization	7,641	—	7,641	7,456
Interest	724	—	724	707
Total operating expenses	303,555	241,545	545,100	493,184
Income from operations	21	6,217	6,238	586
Other nonoperating income:				
Realized income on investments whose use is limited by board designation	(55)	—	(55)	256
Gain on investments in affiliated companies	468	—	468	610
Gain (loss) on disposal of property and equipment	2	—	2	(72)
Change in net unrealized (losses) gains on investments	1,810	—	1,810	(6,624)
Other operating revenue (loss)	—	(2,007)	(2,007)	300
Total other income (loss)	2,225	(2,007)	218	(5,530)
Excess (deficit) of revenue over expenses	2,246	4,210	6,456	(4,944)
Contributions for property and equipment acquisition	27	—	27	25
Pension-related changes	7,486	—	7,486	11,436
Increase in net assets without donor restrictions	\$ 9,759	4,210	13,969	6,517

See accompanying notes to consolidated financial statements.

OREGON HEALTH & SCIENCE UNIVERSITY
Nongovernmental Discretely Presented Component Units
Consolidated Statements of Changes in Net Assets
Years ended June 30, 2023 and 2022
(Dollars in thousands)

	Tuality Healthcare and Subsidiaries	OHSU Health IDS	Combined 2023	Combined 2022
Net assets without donor restrictions:				
Excess (Deficit) of revenue over expenses	\$ 2,246	4,210	6,456	(4,944)
Contributions for property and equipment acquisition	27	—	27	25
Pension-related changes	7,486	—	7,486	11,436
Increase in net assets without donor restrictions	<u>9,759</u>	<u>4,210</u>	<u>13,969</u>	<u>6,517</u>
Net assets with donor restrictions:				
Gifts, grants, and bequests	1,159	—	1,159	1,781
Investment income (loss)	346	—	346	(1,068)
Net assets released from restrictions	<u>(2,077)</u>	<u>—</u>	<u>(2,077)</u>	<u>(1,386)</u>
Decrease in net assets with donor restrictions	<u>(572)</u>	<u>—</u>	<u>(572)</u>	<u>(673)</u>
Change in net assets	9,187	4,210	13,397	5,844
Net assets, beginning of year	<u>71,401</u>	<u>9,296</u>	<u>80,697</u>	<u>74,853</u>
Net assets, end of year	<u>\$ 80,588</u>	<u>13,506</u>	<u>94,094</u>	<u>80,697</u>

See accompanying notes to consolidated financial statements.



KPMG LLP
Suite 3800
1300 South West Fifth Avenue
Portland, OR 97201

Independent Auditors' Report on Compliance for Each Major Federal Program; Report on Internal Control Over Compliance; and Report on Schedule of Expenditures of Federal Awards Required by the Uniform Guidance

The Board of Directors
Oregon Health & Science University:

Report on Compliance for Each Major Federal Program

Opinion on Each Major Federal Program

We have audited Oregon Health and Science University's (OHSU) compliance with the types of compliance requirements identified as subject to audit in the *OMB Compliance Supplement* that could have a direct and material effect on each of OHSU's major federal programs for the year ended June 30, 2023. OHSU's major federal programs are identified in the summary of auditors' results section of the accompanying schedule of findings and questioned costs.

In our opinion, OHSU complied, in all material respects, with the compliance requirements referred to above that could have a direct and material effect on each of its major federal programs for the year ended June 30, 2023.

Basis for Opinion on Each Major Federal Program

We conducted our audit of compliance in accordance with auditing standards generally accepted in the United States of America (GAAS); the standards applicable to financial audits contained in *Government Auditing Standards* issued by the Comptroller General of the United States; and the audit requirements of Title 2 U.S. Code of Federal Regulations Part 200, *Uniform Administrative Requirements, Cost Principles, and Audit Requirements for Federal Awards* (Uniform Guidance). Our responsibilities under those standards and the Uniform Guidance are further described in the Auditors' Responsibilities for the Audit of Compliance section of our report.

We are required to be independent of OHSU and to meet our other ethical responsibilities, in accordance with relevant ethical requirements relating to our audit. We believe that the audit evidence we have obtained is sufficient and appropriate to provide a basis for our opinion on compliance for each major federal program. Our audit does not provide a legal determination of OHSU's compliance with the compliance requirements referred to above.

Responsibilities of Management for Compliance

Management is responsible for compliance with the requirements referred to above and for the design, implementation, and maintenance of effective internal control over compliance with the requirements of laws, statutes, regulations, rules and provisions of contracts or grant agreements applicable to OHSU's federal programs.

Auditors' Responsibilities for the Audit of Compliance

Our objectives are to obtain reasonable assurance about whether material noncompliance with the compliance requirements referred to above occurred, whether due to fraud or error, and express an opinion on OHSU's compliance based on our audit. Reasonable assurance is a high level of assurance but is not absolute assurance and therefore is not a guarantee that an audit conducted in accordance with GAAS, *Government*



Auditing Standards, and the Uniform Guidance will always detect material noncompliance when it exists. The risk of not detecting material noncompliance resulting from fraud is higher than for that resulting from error, as fraud may involve collusion, forgery, intentional omissions, misrepresentations, or the override of internal control. Noncompliance with the compliance requirements referred to above is considered material if there is a substantial likelihood that, individually or in the aggregate, it would influence the judgment made by a reasonable user of the report on compliance about OHSU's compliance with the requirements of each major federal program as a whole.

In performing an audit in accordance with GAAS, *Government Auditing Standards*, and the Uniform Guidance, we:

- Exercise professional judgment and maintain professional skepticism throughout the audit.
- Identify and assess the risks of material noncompliance, whether due to fraud or error, and design and perform audit procedures responsive to those risks. Such procedures include examining, on a test basis, evidence regarding OHSU's compliance with the compliance requirements referred to above and performing such other procedures as we considered necessary in the circumstances.
- Obtain an understanding of OHSU's internal control over compliance relevant to the audit in order to design audit procedures that are appropriate in the circumstances and to test and report on internal control over compliance in accordance with the Uniform Guidance, but not for the purpose of expressing an opinion on the effectiveness of OHSU's internal control over compliance. Accordingly, no such opinion is expressed.

We are required to communicate with those charged with governance regarding, among other matters, the planned scope and timing of the audit and any significant deficiencies and material weaknesses in internal control over compliance that we identified during the audit.

Report on Internal Control Over Compliance

Our consideration of internal control over compliance was for the limited purpose described in the Auditors' Responsibilities for the Audit of Compliance section above and was not designed to identify all deficiencies in internal control over compliance that might be material weaknesses or significant deficiencies in internal control over compliance and therefore, material weaknesses or significant deficiencies may exist that were not identified. We did not identify any deficiencies in internal control over compliance that we consider to be material weaknesses. However, as discussed below, we did identify a deficiency in internal control over compliance that we consider to be a significant deficiency.

A deficiency in internal control over compliance exists when the design or operation of a control over compliance does not allow management or employees, in the normal course of performing their assigned functions, to prevent, or detect and correct, noncompliance with a type of compliance requirement of a federal program on a timely basis. A material weakness in internal control over compliance is a deficiency, or a combination of deficiencies, in internal control over compliance, such that there is a reasonable possibility that material noncompliance with a type of compliance requirement of a federal program will not be prevented, or detected and corrected, on a timely basis. A significant deficiency in internal control over compliance is a deficiency, or a combination of deficiencies, in internal control over compliance with a type of compliance requirement of a federal program that is less severe than a material weakness in internal control over compliance, yet important enough to merit attention by those charged with governance. We consider the deficiency in internal control over compliance described in the accompanying schedule of findings and questioned costs as item 2023-001 to be a significant deficiency.

Our audit was not designed for the purpose of expressing an opinion on the effectiveness of internal control over compliance. Accordingly, no such opinion is expressed.



Government Auditing Standards requires the auditor to perform limited procedures on OHSU's response to the internal control over compliance finding identified in our audit described in the accompanying schedule of findings and questioned costs. OHSU is also responsible for preparing a corrective action plan to address each audit finding included in our auditors' report. OHSU's response and corrective action plan were not subjected to the other auditing procedures applied in the audit of compliance and, accordingly, we express no opinion on the response or the corrective action plan.

The purpose of this report on internal control over compliance is solely to describe the scope of our testing of internal control over compliance and the results of that testing based on the requirements of the Uniform Guidance. Accordingly, this report is not suitable for any other purpose.

Report on Schedule of Expenditures of Federal Awards Required by the Uniform Guidance

We have audited the financial statements of the business-type activities and the aggregate discretely presented component unities of OHSU as of and for the year ended June 30, 2023, and the related notes to the financial statements, which collectively comprise OHSU's basic financial statements. We issued our report thereon dated October 27, 2023, which contained unmodified opinions on those financial statements. Our audit was performed for the purpose of forming opinions on the financial statements that collectively comprise the basic financial statements. The accompanying schedule of expenditures of federal awards is presented for purposes of additional analysis as required by the Uniform Guidance and is not a required part of the basic financial statements. Such information is the responsibility of management and was derived from and relates directly to the underlying accounting and other records used to prepare the basic financial statements. The information has been subjected to the auditing procedures applied in the audit of the basic financial statements and certain additional procedures, including comparing and reconciling such information directly to the underlying accounting and other records used to prepare the basic financial statements or to the basic financial statements themselves, and other additional procedures in accordance with GAAS. In our opinion, the schedule of expenditures of federal awards is fairly stated in all material respects in relation to the basic financial statements as a whole.

KPMG LLP

Portland, Oregon
March 8, 2024

OREGON HEALTH & SCIENCE UNIVERSITY
Schedule of Expenditures of Federal Awards
Year ended June 30, 2023

Federal grantor/pass-through grantor	Assistance listing number	Program or cluster title	Additional award identification	Passed through to subrecipients	Total federal expenditures
Research and Development Cluster – Direct Programs:					
U.S. Department of Defense (DOD):					
Department of the Army (USA):					
U.S. Army Medical Research and Materiel Command	12.420	Military Medical Research and Development		\$ 86,341	110,888
U.S. Army Medical Research Acquisition Activity	12.420	Military Medical Research and Development		1,526,607	8,837,651
Subtotal 12.420				1,612,948	8,948,539
Department of the Army	12.UNK	Department of Defense Strategic Environmental R&D Program	W912HQ19C0069	33,651	122,818
Department of the Army	12.UNK	Department of Defense Strategic Environmental R&D Program	W912HQ20C0047	224,527	403,627
Department of the Army	12.UNK	Department of Defense Strategic Environmental R&D Program	W912HQ21P0039	—	165,397
Department of the Army	12.UNK	Department of Defense Strategic Environmental R&D Program	W912HQ22P0007	—	161,690
Subtotal 12.UNK				258,178	853,532
Subtotal U.S. Department of Defense (DOD)				1,871,126	9,802,071
U.S. Department of Justice (DOJ) – Department of Veterans Affairs					
Subtotal U.S. Department of Justice (DOJ)	16.560	National Institute of Justice Research, Evaluation, and Development Project Grants		—	271,342
National Science Foundation (NSF)	47.041	Engineering		—	127,965
National Science Foundation (NSF)	47.049	Mathematical and Physical Sciences		(27)	199,304
National Science Foundation (NSF)	47.074	Biological Sciences		—	520,407
National Science Foundation (NSF)	47.076	Education and Human Resources		—	401,324
Subtotal National Science Foundation (NSF)				(27)	1,249,000
U.S. Department of Veterans Affairs (VA)					
Subtotal U.S. Department of Veterans Affairs (VA)	64.UNK	VA Programs	648D34013	—	7,571
U.S. Department of Education (ED)					
Subtotal U.S. Department of Education (ED)	84.324	Research in Special Education		—	88,925
U.S. Department of Health and Human Services (DHHS):					
DHHS Agency for Healthcare Research and Quality	93.226	Research on Healthcare Costs, Quality and Outcomes		945,152	4,555,265
DHHS Agency for Healthcare Research and Quality	93.UNK	DHHS Programs	75Q80122F32011	186,718	318,472
DHHS Agency for Healthcare Research and Quality	93.UNK	DHHS Programs	75Q80120D00006	—	12,451
DHHS Agency for Healthcare Research and Quality	93.UNK	DHHS Programs	75Q80120D00006-01	—	135,461
DHHS Agency for Healthcare Research and Quality	93.UNK	DHHS Programs	75Q80120D00006/75Q80120F32005	—	42,059
Subtotal Agency for Healthcare Research and Quality (AHRQ)				1,131,870	5,063,708
DHHS Substance Abuse and Mental Health Services Administration					
Subtotal Substance Abuse and Mental Health Services Administration	93.243	Substance Abuse & Mental Health Services Projects of Regional and National Significance		—	71,239
DHHS CDCP National Center for Injury Prevention & Control	93.136	Injury Prevention and Control Research and State and Community Based Programs		84,715	122,472
DHHS CDCP	93.262	Occupational Safety and Health Program		111,040	1,311,431
DHHS CDCP National Institute for Occupational Safety & Health	93.262	Occupational Safety and Health Program		165,723	379,139
DHHS CDCP National Center for Chronic Disease Prevention & Health Promotion	93.945	Assistance Programs for Chronic Disease Prevention and Control		162,907	443,712
DHHS CDCP	93.UNK	CDCP Programs	75D30121C11154	40,029	157,984
Subtotal Centers for Disease Control and Prevention (CDCP)				564,414	2,414,738
DHHS Centers for Medicare and Medicaid Services (CMS)					
Subtotal Centers for Medicare and Medicaid Services (CMS)	93.650	Accountable Health Communities		—	159,296
DHHS Indian Health Service (IHS)					
Subtotal DHHS Indian Health Service (IHS)	93.970	Health Professions Recruitment Program for Indians		97,868	259,305
DHHS Office of Population Affairs (OPA)					
DHHS Office of Population Affairs (OPA)	93.343	Public Health Service Evaluation Funds		44,694	201,816
DHHS Office of Population Affairs (OPA)	93.974	Family Planning Service Delivery Improvement Research Grants		—	871
Subtotal DHHS Office of Population Affairs (OPA)				44,694	202,687
DHHS Office of the Assistant Secretary for Preparedness and Response					
Subtotal Office of the Assistant Secretary for Preparedness and Response	93.078	Health Professions Recruitment Program for Indians		—	35,997
DHHS Food and Drug Administration (FDA)					
DHHS Food and Drug Administration (FDA)	93.103	Food and Drug Administration Research		23,930	174,591
DHHS Food and Drug Administration (FDA)	93.UNK	Food and Drug Administration Research	75F40121C00120	14,104	196,570
Subtotal Food and Drug Administration (FDA)				38,034	371,161
DHHS HRSA Bureau of Health Professions					
DHHS HRSA Bureau of Health Professions	93.059	Training in General, Pediatric, and Public Health Dentistry		—	29,029
DHHS HRSA Bureau of Health Professions	93.157	Centers of Excellence		34,870	512,157
DHHS HRSA Bureau of Health Professions	93.191	Graduate Psychology Education		—	368,274
DHHS HRSA Bureau of Health Professions – Division of Nursing	93.359	Nurse Education, Practice Quality and Retention Grants		—	219,698
DHHS Health Resources and Services Administration (HRSA)	93.732	Mental and Behavioral Health Education and Training Grants		—	404,702
Subtotal Health Resources and Services Administration (HRSA)				34,870	1,533,860

OREGON HEALTH & SCIENCE UNIVERSITY
Schedule of Expenditures of Federal Awards
Year ended June 30, 2023

Federal grantor/pass-through grantor	Assistance listing number	Program or cluster title	Additional award identification	Passed through to subrecipients	Total federal expenditures
DHHS NIH National Heart, Lung, and Blood Institute	93.077	The Family Smoking Prevention and Tobacco Control Act Regulatory Research		\$ 166,189	379,315
DHHS NIH National Institute of Environmental Health	93.113	Environmental Health		15,014	793,786
DHHS NIH National Institute of Dental and Craniofacial	93.121	Oral Diseases and Disorders Research		611,491	6,450,051
DHHS NIH National Human Genome Research Institute	93.172	Human Genome Research		209,144	2,318,481
DHHS NIH National Eye Institute	93.173	Research Related to Deafness and Communication Disorders		14,586	37,218
DHHS NIH National Institute on Deafness & Other Communication Disorders	93.173	Research Related to Deafness and Communication Disorders		1,848,811	9,666,406
DHHS NIH National Center for Complementary & Integrative Health	93.213	Research and Training in Complementary and Integrative Health		626,858	2,694,579
DHHS NIH National Heart, Lung, and Blood Institute	93.233	National Center on Sleep Disorders Research		37,153	1,307,167
DHHS NIH National Institutes of Health	93.242	Mental Health Research Grants		621,394	107,919
DHHS NIH National Institute of Mental Health	93.242	Mental Health Research Grants		—	9,562,494
DHHS NIH National Institute on Alcohol Abuse and Alcoholism	93.273	Alcohol Research Programs		59,842	7,530,465
DHHS NIH National Institute on Drug Abuse	93.279	Drug Abuse and Addiction Research Programs		2,497,201	12,593,316
DHHS NIH National Institute of Biomedical Imaging & Bioengineering	93.286	Discovery and Applied Research for Technological Innovations to Improve Human Health		247,555	1,058,581
DHHS NIH National Institute on Minority Health & Health Disparities	93.307	Minority Health and Health Disparities Research		243,801	1,800,854
DHHS NIH National Cancer Institute	93.310	Trans-NIH Research Support		93,249	234,593
DHHS NIH National Institute of General Medical Science	93.310	Trans-NIH Research Support		1,895,053	8,474,907
DHHS NIH Office of the Director	93.310	Trans-NIH Research Support		273,483	3,289,232
DHHS NIH National Center for Advancing Translational Sciences	93.350	National Center for Advancing Translational Sciences		699,588	9,189,261
DHHS NIH Office of the Director	93.351	Research Infrastructure Programs		103,258	22,882,493
DHHS NIH Office of the Director	93.352	Construction Support		—	1,267,781
DHHS NIH National Cancer Institute	93.353	21st Century Cures Act – Beau Biden Cancer Moonshot		1,872,801	7,800,475
DHHS NIH National Institute of Nursing Research	93.361	Nursing Research		135,753	1,430,238
DHHS NIH National Cancer Institute	93.393	Cancer Cause and Prevention Research		721,055	2,095,002
DHHS NIH National Cancer Institute	93.394	Cancer Detection and Diagnosis Research		1,358,863	6,284,552
DHHS NIH National Cancer Institute	93.395	Cancer Treatment Research		13,087,808	18,846,963
DHHS NIH National Cancer Institute	93.396	Cancer Biology Research		697,512	10,032,260
DHHS NIH National Cancer Institute	93.397	Cancer Centers Support Grants		5,226	2,694,602
DHHS NIH National Cancer Institute	93.398	Cancer Research Manpower		—	2,610,368
DHHS NIH National Heart, Lung, and Blood Institute	93.837	Cardiovascular Diseases Research		580,130	8,876,664
DHHS NIH National Heart, Lung, and Blood Institute	93.838	Lung Diseases Research		351,393	4,279,913
DHHS NIH National Cancer Institute	93.839	Blood Diseases and Resources Research		—	37,674
DHHS NIH National Heart, Lung, and Blood Institute	93.839	Blood Diseases and Resources Research		640,138	2,664,234
DHHS NIH National Institute of Mental Health	93.839	Blood Diseases and Resources Research		—	(16,540)
DHHS NIH National Institute of Arthritis and Musculoskeletal and Skin Diseases	93.846	Arthritis, Musculoskeletal and Skin Diseases Research		479,380	2,228,598
DHHS NIH National Institute of Diabetes and Digestive and Kidney Diseases	93.847	Diabetes, Digestive, and Kidney Diseases Extramural Research		1,678,173	13,050,155
DHHS NIH Fogarty International Center	93.853	Extramural Research Programs in the Neurosciences and Neurological Disorders		269,043	547,334
DHHS NIH National Institute of Neuro Disorders & Stroke	93.853	Extramural Research Programs in the Neurosciences and Neurological Disorders		1,725,575	15,360,415
DHHS NIH	93.853	Extramural Research Programs in the Neurosciences and Neurological Disorders		—	155,326
DHHS NIH National Institute of Drug Abuse	93.853	Extramural Research Programs in the Neurosciences and Neurological Disorders		—	83,653
DHHS NIH	93.855	Allergy and Infectious Diseases Research		—	55,578
DHHS NIH National Institute of Allergy & Infectious Disease	93.855	Allergy and Infectious Diseases Research		8,423,939	35,012,479
DHHS NIH National Institute of General Medical Science	93.859	Biomedical Research and Research Training		423,414	9,431,015
DHHS NIH	93.865	Child Health and Human Development Extramural Research		—	108,828
DHHS NIH National Institute of Child Health & Human Development	93.865	Child Health and Human Development Extramural Research		2,239,607	11,687,273
DHHS NIH National Institute on Aging	93.866	Aging Research		2,044,617	18,085,947
DHHS NIH National Eye Institute	93.867	Vision Research		1,616,344	14,513,106
DHHS NIH National Library of Medicine	93.867	Vision Research		—	38,998
DHHS NIH National Library of Medicine	93.879	Medical Library Assistance		—	1,001,913
DHHS NIH National Institute of Neuro Disorders & Stroke	93.953	Modification of Trauma Care Component of State EMS Plan		—	360,760
DHHS NIH National Eye Institute	93.UNK	Vision Research	CAN-8047915 PO#6932116	—	145,031
DHHS NIH National Institute of Child Health & Human Development	93.UNK	DHHS Programs	TO#75N94021F00001	—	75,522
DHHS NIH National Institute of Allergy & Infectious Disease	93.UNK	DHHS Programs	75N93019C00043	1,574,720	2,325,796
DHHS NIH National Institute of Child Health & Human Development	93.UNK	DHHS Programs	1R01TBD	—	(5,234)
DHHS NIH National Institute of Child Health & Human Development	93.UNK	DHHS Programs	HHSN27500008	—	83,361
DHHS NIH National Institute of Child Health & Human Development	93.UNK	DHHS Programs	75N94020D00016	—	9,142
DHHS NIH National Institute of Child Health & Human Development	93.UNK	DHHS Programs	HHSN2752013	—	(2,190)
DHHS NIH National Institute of Child Health & Human Development	93.UNK	DHHS Programs	HHSN2752013000081	(1,825)	101,981
DHHS NIH National Institute on Aging	93.UNK	Aging Research	CAN# 21-8322259 PO#6577557	—	12,635
DHHS NIH National Institute on Aging	93.UNK	Aging Research	1K01AG078407-01	—	163,681
DHHS NIH Office of Logistics & Acquisition Operations	93.UNK	DHHS Programs	75N98020P02424	—	5,550
Subtotal National Institutes of Health (NIH)				<u>50,187,336</u>	<u>293,911,967</u>
Subtotal U.S. Department of Health and Human Services				<u>52,099,086</u>	<u>304,023,958</u>
U.S. Department of Homeland Security (DHS): Federal Emergency Management Agency	97.044	Assistance to Firefighters Grant		<u>203</u>	<u>394,994</u>
Subtotal U.S. Department of Homeland Security (DHS)				<u>203</u>	<u>394,994</u>
Total Research and Development Cluster – Direct Programs				<u>53,970,388</u>	<u>315,837,861</u>

OREGON HEALTH & SCIENCE UNIVERSITY
Schedule of Expenditures of Federal Awards
Year ended June 30, 2023

Federal grantor/pass-through grantor/program or cluster title	Assistance listing number	Pass-through entity name	Pass-through entity identifying number	Passed through to subrecipients	Total federal expenditures
Research and Development Cluster – Indirect Programs:					
U.S. Department of Defense (DOD):					
Military Medical Research and Development	12.420	Coalition for National Trauma Research	NTRAP-18-05	\$ —	(424)
Military Medical Research and Development	12.420	Henry M. Jackson Foundation for the Advancement of Military Medicine	5245 PO#984502 PTE Award # W81XWH-18-0040	—	85,285
Military Medical Research and Development	12.420	J. David Gladstone Institutes	SC-00030	—	93,460
Military Medical Research and Development	12.420	MalarVx, Inc	TBD	—	14,558
Military Medical Research and Development	12.420	Stanford University	62889663-193508	—	165,091
Military Medical Research and Development	12.420	University of California, San Francisco	10568sc	—	179,026
Military Medical Research and Development	12.420	University of California, San Francisco	11950sc	—	29,640
Military Medical Research and Development	12.420	University of California, San Francisco	12035sc	—	79,173
Military Medical Research and Development	12.420	University of Minnesota	N009613403	—	11,538
Military Medical Research and Development	12.420	University of North Carolina at Chapel Hill	5123042	—	174,558
Military Medical Research and Development	12.420	University of Wisconsin – Madison	000002675	—	17,373
Military Medical Research and Development	12.420	Wake Forest University School of Medicine	WFUHS 441051 ER-01	—	20,961
Military Medical Research and Development	12.420	Wayne State University	WSU22103	—	48,010
Subtotal Assistance listing 12.420				—	918,249
Air Force Defense Research Sciences Program	12.800	Henry M. Jackson Foundation for the Advancement of Military Medicine	#4494 PO#947864 HJF#65535	—	27,292
Subtotal Assistance listing 12.800				—	27,292
Defense Programs	12.UNK	Auburn University	PC034732-01	—	15,000
Defense Programs	12.UNK	DOD Department of the Navy	NS94-3020P2247	—	26,704
Defense Programs	12.UNK	Medical University of South Carolina	A20-0013	—	229,976
Defense Programs	12.UNK	Najit Technologies, Inc.	1022607Sllfka	—	170,679
Defense Programs	12.UNK	University of California, Los Angeles	1563-G-YA-295	—	35,867
Defense Programs	12.UNK	University of Colorado at Denver	FY20.891.006	—	60,992
Defense Programs	12.UNK	University of Pittsburgh	0061688-5	—	163,332
Defense Programs	12.UNK	Villanova University	530035XuOHSU	—	44,075
Subtotal Assistance listing 12.UNK				—	746,625
Subtotal U.S. Department of Defense (DOD)				—	1,692,166
U.S. Department of Justice (DOJ):					
Comprehensive Opioid, Stimulant, and Substance Abuse Program	16.838	Clackamas County – Dept of Community Corrections	20-024	—	112,231
Subtotal U.S. Department of Justice (DOJ)				—	112,231
National Aeronautics and Space Administration (NASA):					
Exploration	43.003	Medical College of Wisconsin	PO# 6115080	—	71,729
Exploration	43.003	University of Texas, Southwestern Medical Center at Dallas	GMO210207 PO000002234A	—	1,910
Subtotal National Aeronautics and Space Administration (NASA)				—	73,639
National Science Foundation (NSF):					
Engineering Grants	47.041	Inherent Targeting LLC.	SRA-22-015	—	10,363
Engineering Grants	47.041	OmnEcol Instruments Inc	SRA-23-055	—	6,439
Engineering Grants	47.041	Oregon State University	S2219A-A	—	23,729
Subtotal Assistance listing 47.041				—	40,531
Computer and Information Science and Engineering	47.070	Computing Research Association	CIF2020-OHSU-29	—	21,764
Computer and Information Science and Engineering	47.070	Georgia Institute of Technology	AWD-002623-G3 PO-5188273	—	49,639
Subtotal Assistance listing 47.070				—	71,403
Biological Sciences	47.074	Arizona State University	ASUB00000764	—	35,379
Biological Sciences	47.074	Reed College	40255-5326	—	8,837
Subtotal Assistance listing 47.074				—	44,216
STEM Education	47.076	Stanford University	63002804-209716	—	129,221
Subtotal Assistance listing 47.076				—	129,221
Trans-NSF Recovery Act Research Support	47.082	ProMedix, Inc.	SRA-23-094	—	2,029
Subtotal Assistance listing 47.082				—	2,029
Subtotal National Science Foundation (NSF)				—	287,400
U.S. Environmental Protection Agency (EPA):					
Research, Development, Monitoring, Public Education, Training, Demonstrations, and Studies	66.716	Oregon State University	E0197A-A	—	8,607
Subtotal U.S. Environmental Protection Agency (EPA)				—	8,607
U.S. Department of Energy (DOE):					
Office of Science Financial Assistance Program	81.UNK	Pacific NorthWest National Laboratory	597860	—	47,219
Energy Programs	81.UNK	Pacific NorthWest National Laboratory	655022	—	71,096
Subtotal U.S. Department of Energy (DOE)				—	118,315

OREGON HEALTH & SCIENCE UNIVERSITY

Schedule of Expenditures of Federal Awards

Year ended June 30, 2023

Federal grantor/pass-through grantor/program or cluster title	Assistance listing number	Pass-through entity name	Pass-through entity identifying number	Passed through to subrecipients	Total federal expenditures
U.S. Department of Health and Human Services (DHHS):				\$	
Blood Disorder Program: Prevention, Surveillance, and Research	93.080	University of California, San Francisco	12021sc	—	1,690
Food and Drug Administration_Research	93.103	American College of Medical Toxicology	2020OREG	—	19,869
Maternal and Child Health Federal Consolidated Programs	93.110	American College of Obstetricians & Gynecologists	096997515	—	260,135
Maternal and Child Health Federal Consolidated Programs	93.110	Cure HHT	UPAMC46404-01	—	37,507
Maternal and Child Health Federal Consolidated Programs	93.110	University of California, Los Angeles	1920 G WA068	—	25,999
Maternal and Child Health Federal Consolidated Programs	93.110	University of California, San Francisco	13503sc	—	3,000
Subtotal Assistance listing 93.110				—	326,041
Environmental Health	93.113	Oregon State University	P0508E-A	—	44,557
Environmental Health	93.113	Oregon State University	P0508H-A	—	33,072
Environmental Health	93.113	Oregon State University	P0508P-B	—	(615)
Environmental Health	93.113	Rutgers, The State University of New Jersey	2118 PO#25071476	—	57,023
Environmental Health	93.113	Vanderbilt University	60485	—	157,442
Subtotal Assistance listing 93.113				—	291,479
Oral Diseases and Disorders Research	93.121	Louisiana State University	SOD-21-136-002	—	(15,453)
Oral Diseases and Disorders Research	93.121	Louisiana State University	SOD-21-136-002-01	—	45,537
Oral Diseases and Disorders Research	93.121	Oregon State University	P0460A-A	—	192,298
Oral Diseases and Disorders Research	93.121	Seattle Children's Research Institute	13052SUB	—	18,756
Oral Diseases and Disorders Research	93.121	University of Alabama at Birmingham	000524960-001	—	6,227
Oral Diseases and Disorders Research	93.121	University of Alabama at Birmingham	000525031-SC001-Wu	—	73,588
Oral Diseases and Disorders Research	93.121	University of Michigan	SUBK00010103	—	(65)
Oral Diseases and Disorders Research	93.121	University of Michigan	SUBK00017234	—	88,529
Oral Diseases and Disorders Research	93.121	University of Michigan	SUBK00017234 PO#3007053945	—	(14,147)
Oral Diseases and Disorders Research	93.121	University of Michigan	SUBK00017234 / PO # 3006923682	—	15,312
Oral Diseases and Disorders Research	93.121	University of Michigan	SUBK00017234 PO3006923682	—	(15,246)
Subtotal Assistance listing 93.121				—	395,336
Injury Prevention and Control Research and State and Community Based Programs	93.136	Boston Medical Center	6360-OHSU-01 PO100339477	—	18,248
Injury Prevention and Control Research and State and Community Based Programs	93.136	Boston Medical Center	6360-OHSU-02A1 PO100339477	—	3,923
Injury Prevention and Control Research and State and Community Based Programs	93.136	Brigham and Women's Hospital Inc.	122303	—	(15,474)
Injury Prevention and Control Research and State and Community Based Programs	93.136	Oregon Health Authority	162279	—	225,178
Injury Prevention and Control Research and State and Community Based Programs	93.136	Oregon Health Authority	162279-2	—	5,730
Subtotal Assistance listing 93.136				—	237,605
Human Genome Research	93.172	Johns Hopkins University	2003978369	—	289,010
Human Genome Research	93.172	Ontario Institute for Cancer Research	P2017-0001	—	127,042
Human Genome Research	93.172	Pennsylvania State University	S00167-DHHS	—	45,050
Human Genome Research	93.172	Pennsylvania State University	S001687-DHHS	—	85,346
Human Genome Research	93.172	Southcentral Foundation	2019-217	—	25,291
Subtotal Assistance listing 93.172				—	571,739
Research Related to Deafness and Communication Disorders	93.173	Cincinnati Children's Hospital Medical Center	312761	—	309,631
Research Related to Deafness and Communication Disorders	93.173	Creighton University School of Medicine	270753-7323	—	104,740
Research Related to Deafness and Communication Disorders	93.173	Massachusetts Ear and Eye Infirmary	530510	—	91,581
Research Related to Deafness and Communication Disorders	93.173	Northwestern University	SP0034193-PRQJ0011721	—	3,828
Research Related to Deafness and Communication Disorders	93.173	Stanford University	62898930-116469	—	47,217
Research Related to Deafness and Communication Disorders	93.173	University of Arkansas for Medical Sciences	56387- OHSU	—	4,684
Research Related to Deafness and Communication Disorders	93.173	Veterans Health Foundation	NIH 2020-1004	—	12,702
Subtotal Assistance listing 93.173				—	574,383
Research and Training in Complementary and Integrative Health	93.213	Duke University	A033748	—	7,815
Research and Training in Complementary and Integrative Health	93.213	Duke University	A034198	—	(613)
Research and Training in Complementary and Integrative Health	93.213	Duke University	A035407	—	70,660
Research and Training in Complementary and Integrative Health	93.213	Northern California Institute for Research & Education	SEAL2078-02	—	165,312
Research and Training in Complementary and Integrative Health	93.213	Pacific University	PU_OHSU_S01-2019-009841-A3	—	5,894
Research and Training in Complementary and Integrative Health	93.213	University of Washington	UWSC14495 BPO 73250	—	18,312
Subtotal Assistance listing 93.213				—	267,380
Children's Hospitals Graduate Medical Education Payment Program	93.225	Mayo Clinic Rochester	MCR-0170-AHRQ PO #: 68239630	—	(2,212)
Subtotal Assistance listing 93.225				—	(2,212)
Research on Healthcare Costs, Quality and Outcomes	93.226	Case Western Reserve University	RES516008	—	50,788
Research on Healthcare Costs, Quality and Outcomes	93.226	North American Primary Care Research Group	None	—	20,043
Research on Healthcare Costs, Quality and Outcomes	93.226	OCHIN Inc	EVERYWOMEN	—	(237)
Research on Healthcare Costs, Quality and Outcomes	93.226	Oregon State University	P0531A-B	—	14,269
Research on Healthcare Costs, Quality and Outcomes	93.226	University of California, San Francisco	11485sc	—	37,592
Subtotal Assistance listing 93.226				—	122,455

OREGON HEALTH & SCIENCE UNIVERSITY
 Schedule of Expenditures of Federal Awards
 Year ended June 30, 2023

Federal grantor/pass-through grantor/program or cluster title	Assistance listing number	Pass-through entity name	Pass-through entity identifying number	Passed through to subrecipients	Total federal expenditures
Mental Health Research Grants	93.242	Cambridge Health Alliance	3304-2-OR	\$ —	49,298
Mental Health Research Grants	93.242	Cold Spring Harbor Laboratory	64050612-PO#921091-SV	—	68,878
Mental Health Research Grants	93.242	Emory University	A258046	—	4,482
Mental Health Research Grants	93.242	Emory University	A390384	—	83,363
Mental Health Research Grants	93.242	Emory University	A412954	—	2,343
Mental Health Research Grants	93.242	Harvard Pilgrim Health Care	R34MH122291/739A	—	10,882
Mental Health Research Grants	93.242	New York University Langone Health	20-00-00-1005730	—	13,412
Mental Health Research Grants	93.242	Portland State University	100155	—	49,093
Mental Health Research Grants	93.242	Purdue University	11001073-002	—	18,366
Mental Health Research Grants	93.242	University of Massachusetts Lowell	S51110000046594	—	20,041
Mental Health Research Grants	93.242	University of California, San Diego	122575937 MP Inv/PO S900002393	—	3,118
Mental Health Research Grants	93.242	University of Houston	R-23-0004	—	240,089
Mental Health Research Grants	93.242	University of Massachusetts Medical School	SUB00000249 PO# WA01349007	—	72,058
Mental Health Research Grants	93.242	University of Minnesota	P008827602	—	33,061
Mental Health Research Grants	93.242	University of Washington	UWSC 10899 BPO#36424	—	17,313
Mental Health Research Grants	93.242	University of Washington	UWSC10899 / BPO# 36424	—	110,443
Mental Health Research Grants	93.242	University of Washington	UWSC13935 BPO 67959	—	32,249
Subtotal Assistance listing 93.242				—	828,489
Substance Abuse and Mental Health Services projects of Regional and National Significance	93.243	American Academy of Addiction Psychiatry	MFG-21-2-01	—	8,634
Substance Abuse and Mental Health Services projects of Regional and National Significance	93.243	Oregon Health Authority	171004	—	8,131
Subtotal Assistance listing 93.243				—	16,765
Alcohol Research Programs	93.273	Actuated Medical, Inc.	5081-S01	—	47,526
Alcohol Research Programs	93.273	Colorado Research Partners LLC	2021-2	—	(2,549)
Alcohol Research Programs	93.273	University of California, San Diego	93526028	—	33
Subtotal Assistance listing 93.273				—	45,010
Drug Abuse and Addiction Research Programs	93.279	American College of Medical Toxicology	2020OREG	—	8,604
Drug Abuse and Addiction Research Programs	93.279	Boulder Care	R44DA050354-02-OHSU	—	108,251
Drug Abuse and Addiction Research Programs	93.279	Eleutheria Pharmaceuticals, LLC	SRA-23-023	—	76,398
Drug Abuse and Addiction Research Programs	93.279	Harvard Medical School	151827.5123585.0002	—	71,941
Drug Abuse and Addiction Research Programs	93.279	Hennepin Healthcare Research Institute	15260-5	—	435,452
Drug Abuse and Addiction Research Programs	93.279	Legacy Emanuel Hospital & Health Center	BS-2023-02	—	15,887
Drug Abuse and Addiction Research Programs	93.279	Legacy Emanuel Hospital & Health Center	None	—	(613)
Drug Abuse and Addiction Research Programs	93.279	New York University	18-A0-00-1001703	92,600	214,473
Drug Abuse and Addiction Research Programs	93.279	New York University	20-A0-S3-003671 (CTN-0097_117429)	—	18,327
Drug Abuse and Addiction Research Programs	93.279	New York University School of Medicine	22-A0-S3-003671	—	38,148
Drug Abuse and Addiction Research Programs	93.279	New York University School of Medicine	23-A0-S2-003671; NYU Project # 117236/ PO# M210400267	—	17,184
Drug Abuse and Addiction Research Programs	93.279	Northwest Portland Area Indian Health Board	C21-132	—	45,991
Drug Abuse and Addiction Research Programs	93.279	Oregon State University	PO552A-A	—	124,835
Drug Abuse and Addiction Research Programs	93.279	Sonara Health, Inc	None	—	44,189
Drug Abuse and Addiction Research Programs	93.279	Torraiva Medical Therapeutics, LLC	SRA-22-094	—	145,901
Drug Abuse and Addiction Research Programs	93.279	Torraiva Medical Therapeutics, LLC	SRA-23-050	—	38,048
Drug Abuse and Addiction Research Programs	93.279	University of California, San Diego	704940	—	3,658
Drug Abuse and Addiction Research Programs	93.279	University of California, San Diego	704366	—	47,365
Drug Abuse and Addiction Research Programs	93.279	University of California, San Diego	KR 705222-01	51,327	51,327
Drug Abuse and Addiction Research Programs	93.279	University of Michigan	SUBK00011072	—	4,848
Drug Abuse and Addiction Research Programs	93.279	University of Oregon	217300A	—	206,118
Drug Abuse and Addiction Research Programs	93.279	University of Pittsburgh	AWD00004830 (137089-1)	—	160,882
Drug Abuse and Addiction Research Programs	93.279	University of Texas, Southwestern Medical Center at Dallas	GMO; 230117 PO; 0000002910	—	31,738
Drug Abuse and Addiction Research Programs	93.279	University of Texas SW Medical Center	GMO 230920 PO 0000002783	—	43,347
Drug Abuse and Addiction Research Programs	93.279	University of Texas SW Medical Center	GMO 230920 PO 0000002784A	—	21,501
Subtotal Assistance listing 93.279				143,927	1,973,800
Centers for Disease Control and Prevention Investigations and Technical Assistance	93.283	Wayne State University	WSU22013	—	114,167
Subtotal Assistance listing 93.283				—	114,167
Discovery and Applied Research for Technological Innovations to Improve Human Health	93.286	Dartmouth-Hitchcock Clinic	GC10700-01	—	48,798
Discovery and Applied Research for Technological Innovations to Improve Human Health	93.286	University of Texas, Medical Branch at Galveston	23-86305-01	—	32,587
Subtotal Assistance listing 93.286				—	81,385
Minority Health and Health Disparities Research	93.307	Emory University	A682031-01	—	6,547
Minority Health and Health Disparities Research	93.307	Northwest Portland Area Indian Health Board	C19-43	—	12,446
Minority Health and Health Disparities Research	93.307	Stanford University	62501995-137317	—	63,892
Subtotal Assistance listing 93.307				—	82,885

OREGON HEALTH & SCIENCE UNIVERSITY
Schedule of Expenditures of Federal Awards
Year ended June 30, 2023

Federal grantor/pass-through grantor/program or cluster title	Assistance listing number	Pass-through entity name	Pass-through entity identifying number	Passed through to subrecipients	Total federal expenditures
Trans-NIH Research Support	93.310	Duke University	303001142	\$ —	31,638
Trans-NIH Research Support	93.310	Duke University	A03-5246	—	15,058
Trans-NIH Research Support	93.310	National Alliance for Hispanic Health	NPSNT86JKN51-01	—	459
Trans-NIH Research Support	93.310	Portland State University	100123	—	54,733
Trans-NIH Research Support	93.310	Portland State University	100127	—	390,811
Trans-NIH Research Support	93.310	University of California, Los Angeles	1685 G LA963	—	139,263
Trans-NIH Research Support	93.310	University of California, San Francisco	13296sc-01	—	133,202
Trans-NIH Research Support	93.310	University of Pennsylvania	580905	—	88,901
Subtotal Assistance listing 93.310				—	854,065
Emerging Infections Programs	93.317	Oregon Health Authority	176391	—	15,000
Subtotal Assistance listing 93.317				—	15,000
Epidemiology and Laboratory Capacity for Infectious Diseases (ELC)	93.323	Oregon Health Authority	170829-1	—	49,082
Subtotal Assistance listing 93.323				—	49,082
National Center for Advancing Translational Sciences	93.350	University of Colorado at Denver	FY22.1126.004	—	5,795
Subtotal Assistance listing 93.350				—	5,795
Research Infrastructure Programs	93.351	Texas Biomedical Research Institute	22-03508.053	—	14,943
Subtotal Assistance listing 93.351				—	14,943
21st Century Cures Act – Beau Biden Cancer Moonshot	93.353	University of Alabama at Birmingham	000526841-SC004	—	70,380
Subtotal Assistance listing 93.353				—	70,380
Biodefense Medical Countermeasure Development	93.360	Philips Research North America	75A50120C000097-1	1,054,696	3,918,927
Subtotal Assistance listing 93.360				1,054,696	3,918,927
Nursing Research	93.361	Stanford University	62151744-125082	—	11,572
Nursing Research	93.361	Stanford University	62736587-206060	—	40,903
Nursing Research	93.361	University of North Carolina at Chapel Hill	5118337	—	47,712
Nursing Research	93.361	University of Texas, Health Science Center at Houston	SA0002293	—	8,873
Subtotal Assistance listing 93.361				—	109,060
Cancer Cause and Prevention Research	93.393	Columbia University	1(GG015020-01)	—	6,600
Cancer Cause and Prevention Research	93.393	Fred Hutchinson Cancer Research Center	0001128442	—	27,163
Cancer Cause and Prevention Research	93.393	Fred Hutchinson Cancer Center	0001110078	—	24,919
Cancer Cause and Prevention Research	93.393	Johns Hopkins University	2004899666	—	179
Cancer Cause and Prevention Research	93.393	University of Florida	SUB00002953	—	49,080
Cancer Cause and Prevention Research	93.393	Vanderbilt University	UNIV60509	—	336,881
Subtotal Assistance listing 93.393				—	444,822
Cancer Detection and Diagnosis Research	93.394	Fred Hutchinson Cancer Research Center	0001098487	—	(226)
Cancer Detection and Diagnosis Research	93.394	Fred Hutchinson Cancer Center	0001110400	—	82,667
Cancer Detection and Diagnosis Research	93.394	Oregon State University	None	—	213,841
Cancer Detection and Diagnosis Research	93.394	Pacific NorthWest National Laboratory	371217	—	121,339
Cancer Detection and Diagnosis Research	93.394	Public Health Institute	AR60741	—	1,832
Cancer Detection and Diagnosis Research	93.394	QMIS, LLC	SRA-23-026	—	24,777
Cancer Detection and Diagnosis Research	93.394	Research Institute at Nationwide Children's Hospital	700225-0322-00, PO# 4606478-0-46	9,586	(274)
Cancer Detection and Diagnosis Research	93.394	Research Institute at Nationwide Children's Hospital	700225-0322-00, PO# 4608338-0-46	9,586	36,608
Cancer Detection and Diagnosis Research	93.394	University of Texas, M.D. Anderson Cancer Center	3002020513	—	78,975
Cancer Detection and Diagnosis Research	93.394	University of British Columbia	2023-0150	49,116	62,674
Cancer Detection and Diagnosis Research	93.394	University of British Columbia	2024-007	8,474	8,474
Subtotal Assistance listing 93.394				67,176	630,667
Cancer Treatment Research	93.395	Case Western Reserve University	RES515655	—	18,433
Cancer Treatment Research	93.395	Children's Hospital of Philadelphia	FP00013087 SUB62 01	—	(16,600)
Cancer Treatment Research	93.395	Children's Hospital of Philadelphia	FP000013087 SUB 62 01	—	(31,065)
Cancer Treatment Research	93.395	Children's Hospital of Philadelphia	NCTN BIOSFP	—	(797)
Cancer Treatment Research	93.395	Children's Hospital of Philadelphia	UM1 CA097452	—	(30,155)
Cancer Treatment Research	93.395	City of Hope National Medical Center	62765.2009123.669301	—	21,292
Cancer Treatment Research	93.395	Inherent Targeting LLC	SRA-21-119	—	9,474
Cancer Treatment Research	93.395	Oregon State University	P0480B-A	—	158,052
Cancer Treatment Research	93.395	PDX Pharmaceuticals Inc	SRA-22-028	—	57,487
Cancer Treatment Research	93.395	PDX Pharmaceuticals Inc	SRA-22-028-B	—	136,072
Cancer Treatment Research	93.395	Public Health Institute	ARS10381 P0000003612	—	48,032
Cancer Treatment Research	93.395	Public Health Institute	AR06783	—	198

OREGON HEALTH & SCIENCE UNIVERSITY
Schedule of Expenditures of Federal Awards
Year ended June 30, 2023

Federal grantor/pass-through grantor/program or cluster title	Assistance listing number	Pass-through entity name	Pass-through entity identifying number	Passed through to subrecipients	Total federal expenditures
Cancer Treatment Research	93.395	Public Health Institute	None Given	\$ —	116,730
Cancer Treatment Research	93.395	Seattle Children's Research Institute	12117SUB	—	1,752
Cancer Treatment Research	93.395	Seattle Children's Research Institute	12117SUB-03	—	37,326
Cancer Treatment Research	93.395	University of California, San Diego	103111218 MP Invoice#S9001993	—	47,623
Cancer Treatment Research	93.395	University of Kansas	ZAH00020	11,704	39,298
Cancer Treatment Research	93.395	University of Michigan	SUBK00011987	—	23,563
Cancer Treatment Research	93.395	University of Chicago	AWD102962 (SUB00000687)	—	92,560
Cancer Treatment Research	93.395	University of Portland	NIH-OHSU-2022	—	7,894
Subtotal Assistance listing 93.395				11,704	737,169
Cancer Biology Research	93.396	Brigham and Women's Hospital Inc	119536	—	31,144
Cancer Biology Research	93.396	H. Lee Moffitt Cancer Center & Research Institute	10-21478-99-01-G1	—	51,059
Cancer Biology Research	93.396	Massachusetts Institute of Technology (MIT)	S5466_PO#751931	—	57,708
Cancer Biology Research	93.396	PDX Pharmaceuticals Inc	SRA-22-023	—	139,572
Cancer Biology Research	93.396	Sloan-Kettering Institute for Cancer Research (SKI)	MSKSUB00000174	—	7,364
Cancer Biology Research	93.396	Stanford University	62726499-142986	—	60,962
Cancer Biology Research	93.396	University of Pennsylvania	585904/PO 4986838	—	18,640
Subtotal Assistance listing 93.396				—	366,449
Cancer Centers Support Grants	93.397	Fred Hutchinson Cancer Center	0001149145	—	4,430
Cancer Centers Support Grants	93.397	University of Texas, M.D. Anderson Cancer Center	3001852147	—	42,977
Subtotal Assistance listing 93.397				—	47,407
Cancer Cause and Prevention Research	93.399	Public Health Institute	None	—	12,652
Subtotal Assistance listing 93.399				—	12,652
ACL National Institute on Disability, Independent Living, and Rehabilitation Research	93.433	Brandeis University	404234	—	303
ACL National Institute on Disability, Independent Living, and Rehabilitation Research	93.433	Brandeis University	GR-404432_OHSU	—	44,100
ACL National Institute on Disability, Independent Living, and Rehabilitation Research	93.433	Ohio State University	GR125033/SPC-1000005889	—	44,171
Subtotal Assistance listing 93.433				—	88,574
Medical Assistance Program	93.778	Oregon Health Authority	158109	—	115,340
Medical Assistance Program	93.778	Oregon Health Authority	158109 Work Order#6	—	7,257
Medical Assistance Program	93.778	Oregon Health Authority	167937	—	2,382
Medical Assistance Program	93.778	Portland State University	100236-01	—	112,885
Subtotal Assistance listing 93.778				—	237,864
Cardiovascular Diseases Research	93.837	Cedars-Sinai Medical Center	0001686511	—	20,244
Cardiovascular Diseases Research	93.837	Cedars-Sinai Medical Center	1583894	—	18,753
Cardiovascular Diseases Research	93.837	Indiana University	9073	—	(30,980)
Cardiovascular Diseases Research	93.837	Indiana University	9073 PO# 0413496	—	161,270
Cardiovascular Diseases Research	93.837	MedStar Health Research Institute	None	—	1,180
Cardiovascular Diseases Research	93.837	Narnar	SRA-22-086-A	—	22,656
Cardiovascular Diseases Research	93.837	Society of Critical Care Medicine	None	—	4,935
Cardiovascular Diseases Research	93.837	University of Alabama at Birmingham	000530812-SC019	—	12,190
Cardiovascular Diseases Research	93.837	University of California, Davis	A21-2313-S001	—	88,517
Cardiovascular Diseases Research	93.837	University of Michigan	SUBK00012351	73,500	202,031
Cardiovascular Diseases Research	93.837	University of Michigan	SUBK00017303	—	3,476
Cardiovascular Diseases Research	93.837	University of Pennsylvania	579770 / PO 4511490	—	(4,619)
Subtotal Assistance listing 93.837				73,500	499,653
Lung Diseases Research	93.838	Cincinnati Children's Hospital Medical Center	TBD	—	16,199
Lung Diseases Research	93.838	Covance Inc	20203331	—	1,899
Lung Diseases Research	93.838	IHC Health Services	None	—	35,085
Lung Diseases Research	93.838	Joan & Sanford I Weill Medical College	203539-4E	—	23,509
Lung Diseases Research	93.838	Massachusetts General Hosp	236620	—	153,994
Lung Diseases Research	93.838	Massachusetts General Hosp	238915	138,972	365,777
Lung Diseases Research	93.838	Massachusetts General Hosp	239090	180,388	207,699
Lung Diseases Research	93.838	Massachusetts General Hosp	239574	3,000	3,000
Lung Diseases Research	93.838	Massachusetts General Hosp	242484	73,364	177,303
Lung Diseases Research	93.838	Massachusetts General Hosp	PETAL FIRE CORAL 238369	7,244	26,192
Lung Diseases Research	93.838	New York University	F2062-02	—	14,159
Lung Diseases Research	93.838	NorthShore University HealthSystem	EH17-325-S8	—	16,303
Lung Diseases Research	93.838	Oregon State University	P0476C-A	—	231,474
Lung Diseases Research	93.838	Partners Healthcare	None	—	1
Lung Diseases Research	93.838	University of California, San Diego	-01	—	195,062
Lung Diseases Research	93.838	Univ. of Illinois at Chicago	18834	—	6,130
Lung Diseases Research	93.838	Univ. of Pennsylvania	579564 PO#4963930	—	4,070
Subtotal Assistance listing 93.838				402,968	1,477,856

OREGON HEALTH & SCIENCE UNIVERSITY
Schedule of Expenditures of Federal Awards
Year ended June 30, 2023

Federal grantor/pass-through grantor/program or cluster title	Assistance listing number	Pass-through entity name	Pass-through entity identifying number	Passed through to subrecipients	Total federal expenditures
Blood Diseases and Resources Research	93.839	National Marrow Donor Program	1904	\$ —	500
Blood Diseases and Resources Research	93.839	University of North Carolina at Chapel Hill	5120671	—	25,300
Blood Diseases and Resources Research	93.839	University of Washington	UWSC14211 BPO 70174	—	4,176
Subtotal Assistance listing 93.839				—	29,976
Translation and Implementation Science Research for Heart, Lung, Blood Diseases, and Sleep Disorders	93.840	Vanderbilt University	VUMC92330	—	547,829
Translation and Implementation Science Research for Heart, Lung, Blood Diseases, and Sleep Disorders	93.840	Vanderbilt University	VUMC97286	—	121,696
Subtotal Assistance listing 93.840				—	669,525
Arthritis, Musculoskeletal and Skin Diseases Research	93.846	ARONORA, INC.	SRA-21-137	—	1,943
Arthritis, Musculoskeletal and Skin Diseases Research	93.846	Baylor College of Medicine	PO 700001036	—	84,539
Arthritis, Musculoskeletal and Skin Diseases Research	93.846	Baylor College of Medicine	PO E700000088	—	184,828
Arthritis, Musculoskeletal and Skin Diseases Research	93.846	Hebrew Rehabilitation Center	90094	—	21,116
Arthritis, Musculoskeletal and Skin Diseases Research	93.846	Johns Hopkins University	2004917090	—	(10,941)
Arthritis, Musculoskeletal and Skin Diseases Research	93.846	Research Foundation of SUNY	1171294/2/92721	—	118,699
Arthritis, Musculoskeletal and Skin Diseases Research	93.846	University of California, Irvine	2021-1477	—	47,141
Arthritis, Musculoskeletal and Skin Diseases Research	93.846	University of Florida	SUB0002803	—	78,338
Arthritis, Musculoskeletal and Skin Diseases Research	93.846	University of Florida	SUB0003452	—	310,670
Arthritis, Musculoskeletal and Skin Diseases Research	93.846	University of Pennsylvania	585496	—	7,485
Subtotal Assistance listing 93.846				—	843,818
Diabetes, Digestive, and Kidney Diseases Extramural Research	93.847	Ann & Robert H. Lurie Children's Hospital of Chicago	901634-Oregon-01	—	9,431
Diabetes, Digestive, and Kidney Diseases Extramural Research	93.847	Baylor College of Medicine	7000001507	—	1,413,027
Diabetes, Digestive, and Kidney Diseases Extramural Research	93.847	Brown University	20002279	—	2,159
Diabetes, Digestive, and Kidney Diseases Extramural Research	93.847	Cal Poly Corporation	2021-1-58765	—	62,712
Diabetes, Digestive, and Kidney Diseases Extramural Research	93.847	Children's Hospital Los Angeles	RGF011634-B	—	30,312
Diabetes, Digestive, and Kidney Diseases Extramural Research	93.847	Children's Mercy Hospital	18-0011	—	45,411
Diabetes, Digestive, and Kidney Diseases Extramural Research	93.847	Duke University	3532474	—	1,279
Diabetes, Digestive, and Kidney Diseases Extramural Research	93.847	Duke University	A030942	—	43,899
Diabetes, Digestive, and Kidney Diseases Extramural Research	93.847	Emory University	A234182	—	1,331
Diabetes, Digestive, and Kidney Diseases Extramural Research	93.847	George Washington University	S-GRD1718-SC14	—	18,117
Diabetes, Digestive, and Kidney Diseases Extramural Research	93.847	George Washington University	S-GRD1920-SC14	—	23
Diabetes, Digestive, and Kidney Diseases Extramural Research	93.847	George Washington University	S-GRD2122-SC14	—	1,293
Diabetes, Digestive, and Kidney Diseases Extramural Research	93.847	Kaiser Foundation Research Institute	OCS030228 OHSU	—	32,794
Diabetes, Digestive, and Kidney Diseases Extramural Research	93.847	Miriam Hospital	710-714209	—	67,224
Diabetes, Digestive, and Kidney Diseases Extramural Research	93.847	Miriam Hospital	710-7147209	—	419
Diabetes, Digestive, and Kidney Diseases Extramural Research	93.847	New York Medical College	120490	—	60,953
Diabetes, Digestive, and Kidney Diseases Extramural Research	93.847	New York Medical College	124680	—	113,224
Diabetes, Digestive, and Kidney Diseases Extramural Research	93.847	Research Institute at Nationwide Children's Hospital	700198-0522-00	—	64,035
Diabetes, Digestive, and Kidney Diseases Extramural Research	93.847	Stanford University	61689816-1030046	—	1,613
Diabetes, Digestive, and Kidney Diseases Extramural Research	93.847	Stanford University	62451436-126538	—	985
Diabetes, Digestive, and Kidney Diseases Extramural Research	93.847	Tricol Biomedical Inc.	SRA-22-045	—	212,683
Diabetes, Digestive, and Kidney Diseases Extramural Research	93.847	University of California, San Francisco	14000sc	—	6,488
Diabetes, Digestive, and Kidney Diseases Extramural Research	93.847	University of Southern California	115956308	—	6,166
Diabetes, Digestive, and Kidney Diseases Extramural Research	93.847	University of Texas, M.D. Anderson Cancer Center	3001693934	—	(1,159)
Diabetes, Digestive, and Kidney Diseases Extramural Research	93.847	University of Washington	UWSC13954 BPO68104	—	13,105
Diabetes, Digestive, and Kidney Diseases Extramural Research	93.847	University of Utah Health	10066419-01-OHSU-01	—	25,330
Diabetes, Digestive, and Kidney Diseases Extramural Research	93.847	Veterans Medical Research Foundation	09875003-325739	—	1,416
Diabetes, Digestive, and Kidney Diseases Extramural Research	93.847	Yale University	CON-80003912 (GR116511)	—	16,188
Diabetes, Digestive, and Kidney Diseases Extramural Research	93.847	Yale University	GR107921(CON-80002826)	—	124,945
Subtotal Assistance listing 93.847				—	2,376,515
Extramural Research Programs in the Neurosciences and Neurological Disorders	93.853	Albert Einstein College of Medicine	311833 PO# 846792	—	(384)
Extramural Research Programs in the Neurosciences and Neurological Disorders	93.853	Albert Einstein College of Medicine	311981 PO# P0922922	—	65,773
Extramural Research Programs in the Neurosciences and Neurological Disorders	93.853	Baylor College of Medicine	7000001506	—	102,311
Extramural Research Programs in the Neurosciences and Neurological Disorders	93.853	Dartmouth-Hitchcock Clinic	GC10418-01-DGR15362	—	75,043
Extramural Research Programs in the Neurosciences and Neurological Disorders	93.853	Inherent Targeting LLC.	SRA-23-036	—	22,846
Extramural Research Programs in the Neurosciences and Neurological Disorders	93.853	Johns Hopkins Univ.	None	—	9,728
Extramural Research Programs in the Neurosciences and Neurological Disorders	93.853	Kennedy Krieger, Inc.	None	—	111,833
Extramural Research Programs in the Neurosciences and Neurological Disorders	93.853	Mayo Clinic Jacksonville	ORE-224063	—	119,164
Extramural Research Programs in the Neurosciences and Neurological Disorders	93.853	NeuvaRx	SRA-23-001	—	114,767
Extramural Research Programs in the Neurosciences and Neurological Disorders	93.853	Northwestern University	60054977 OHSU	—	67,821
Extramural Research Programs in the Neurosciences and Neurological Disorders	93.853	Reed College	40577-5326	—	15,349
Extramural Research Programs in the Neurosciences and Neurological Disorders	93.853	Seattle Institute for Biomedical and Clinical Rese	PE165-OHSU-1	—	65,061
Extramural Research Programs in the Neurosciences and Neurological Disorders	93.853	Stanford University	62753966-205480	—	19,807
Extramural Research Programs in the Neurosciences and Neurological Disorders	93.853	State University of New York at Buffalo	R1250365	—	(2,426)
Extramural Research Programs in the Neurosciences and Neurological Disorders	93.853	University of California, Davis	A21-1324-S011	—	2,529
Extramural Research Programs in the Neurosciences and Neurological Disorders	93.853	University of California, San Diego	KR 704797	—	132,784
Extramural Research Programs in the Neurosciences and Neurological Disorders	93.853	University of Cincinnati	011537-133488	—	13,078
Extramural Research Programs in the Neurosciences and Neurological Disorders	93.853	University of Cincinnati	012043-133488	—	14,739
Extramural Research Programs in the Neurosciences and Neurological Disorders	93.853	University of Cincinnati	012044-133488 / PO 460006257	—	1,573

OREGON HEALTH & SCIENCE UNIVERSITY

Schedule of Expenditures of Federal Awards

Year ended June 30, 2023

Federal grantor/pass-through grantor/program or cluster title	Assistance listing number	Pass-through entity name	Pass-through entity identifying number	Passed through to subrecipients	Total federal expenditures
Extramural Research Programs in the Neurosciences and Neurological Disorders	93.853	University of Cincinnati	013888-133488	\$ —	2,445
Extramural Research Programs in the Neurosciences and Neurological Disorders	93.853	University of Florida	SUB00003215	—	86,217
Extramural Research Programs in the Neurosciences and Neurological Disorders	93.853	University of Oregon	217760A	—	22,235
Extramural Research Programs in the Neurosciences and Neurological Disorders	93.853	University of Pittsburg	CNVA0050115 (134296-13)	—	(8,524)
Extramural Research Programs in the Neurosciences and Neurological Disorders	93.853	University of Colorado Anschutz Medical Campus	FY23.1224.001	—	96,760
Subtotal Assistance listing 93.853				—	1,150,527
Allergy and Infectious Diseases Research	93.855	Benaroya Research Institute at Virginia Mason	FY19ITN358	—	236,974
Allergy and Infectious Diseases Research	93.855	Benaroya Research Institute at Virginia Mason	FY21ITN358	—	4,118
Allergy and Infectious Diseases Research	93.855	Beth Israel Deaconess Medical Center	01028996	—	2,930
Allergy and Infectious Diseases Research	93.855	Beth Israel Deaconess Medical Center	01029775	—	(13)
Allergy and Infectious Diseases Research	93.855	Beth Israel Deaconess Medical Center	01061408	—	7,263
Allergy and Infectious Diseases Research	93.855	Beth Israel Deaconess Medical Center	01061410	—	(1)
Allergy and Infectious Diseases Research	93.855	Beth Israel Deaconess Medical Center	01061420	—	7,289
Allergy and Infectious Diseases Research	93.855	Beth Israel Deaconess Medical Center	01063320	—	656,379
Allergy and Infectious Diseases Research	93.855	Beth Israel Deaconess Medical Center	01063321 PO 2200017614	—	310,977
Allergy and Infectious Diseases Research	93.855	Beth Israel Deaconess Medical Center	01063322	—	10,906
Allergy and Infectious Diseases Research	93.855	Beth Israel Deaconess Medical Center	01063323	—	595,635
Allergy and Infectious Diseases Research	93.855	Brigham and Women's Hospital Inc	122676	—	2,506
Allergy and Infectious Diseases Research	93.855	Brigham and Women's Hospital Inc	124333	—	8,193
Allergy and Infectious Diseases Research	93.855	DNV Virogenomics BioDevelopment Inc	SRA-20-136	—	81,733
Allergy and Infectious Diseases Research	93.855	Duke University	A034260, SPS-261113	—	2,263
Allergy and Infectious Diseases Research	93.855	Duke University	A035465	—	233,998
Allergy and Infectious Diseases Research	93.855	Emory University	A539519	—	105,686
Allergy and Infectious Diseases Research	93.855	Fred Hutchinson Cancer Center	0001109953	—	(242)
Allergy and Infectious Diseases Research	93.855	George Washington University	20-M123	—	671
Allergy and Infectious Diseases Research	93.855	Icahn School of Medicine Mount Sinai	0255-D341-4609	—	231,624
Allergy and Infectious Diseases Research	93.855	Joan & Sanford I Weill Medical College	212095-10/P01A1129859-02	—	324,873
Allergy and Infectious Diseases Research	93.855	Johns Hopkins University	2005307463	—	911,727
Allergy and Infectious Diseases Research	93.855	La Jolla Institute for Allergy and Immunology	27909-03-118-408	—	644,000
Allergy and Infectious Diseases Research	93.855	Mabloc LLC	SRA-21-007	—	522,849
Allergy and Infectious Diseases Research	93.855	Najit Technologies, Inc.	SRA-20-006-C	—	5,344
Allergy and Infectious Diseases Research	93.855	Najit Technologies, Inc.	SRA-20-006-D	—	121,819
Allergy and Infectious Diseases Research	93.855	Najit Technologies, Inc.	SRA-21-001	—	3,966
Allergy and Infectious Diseases Research	93.855	Najit Technologies, Inc.	SRA-23-008	—	107,289
Allergy and Infectious Diseases Research	93.855	National Jewish Health	20123804-OHSU	—	1,527
Allergy and Infectious Diseases Research	93.855	New York University School of Medicine	19-A1-00-1001999 PO M230620622	—	200,667
Allergy and Infectious Diseases Research	93.855	Seattle Children's Research Institute	12055SUB	—	228,004
Allergy and Infectious Diseases Research	93.855	Seattle Children's Research Institute	12675SUB	—	118,985
Allergy and Infectious Diseases Research	93.855	Seattle Children's Research Institute	OHSU-15535/11928SUB	—	310,514
Allergy and Infectious Diseases Research	93.855	Thomas Jefferson University	080-02000-S47201	—	3,908
Allergy and Infectious Diseases Research	93.855	Thomas Jefferson University	080-02000-S47201-01	—	40,861
Allergy and Infectious Diseases Research	93.855	University of Alabama at Birmingham	000520254-004	—	274,528
Allergy and Infectious Diseases Research	93.855	University of Alabama at Birmingham	000520254-005	—	505,826
Allergy and Infectious Diseases Research	93.855	University of California, Irvine	2018-3652	—	(347)
Allergy and Infectious Diseases Research	93.855	University of California, Irvine	2019-3820	—	(364)
Allergy and Infectious Diseases Research	93.855	University of California, San Francisco	13151sc	—	134,520
Allergy and Infectious Diseases Research	93.855	University of California, San Francisco	13151sc-01	—	17,360
Allergy and Infectious Diseases Research	93.855	University of California, San Francisco	13172sc	—	119,446
Allergy and Infectious Diseases Research	93.855	University of California, San Francisco	13173sc	—	2,319,622
Allergy and Infectious Diseases Research	93.855	University of California, San Francisco	9575sc	—	(283)
Allergy and Infectious Diseases Research	93.855	University of California, San Francisco	TBD	—	1
Allergy and Infectious Diseases Research	93.855	University of Chicago	AWD100279	—	389,647
Allergy and Infectious Diseases Research	93.855	University of Kansas	FY2023-068	—	31,365
Allergy and Infectious Diseases Research	93.855	University of Kentucky	3200004582-22-170	—	98,578
Allergy and Infectious Diseases Research	93.855	University of Kentucky	3200004582-22-170 PO7800006342	—	352,277
Allergy and Infectious Diseases Research	93.855	University of Kentucky	3200004952-23-034 PO7800006553	—	195,150
Allergy and Infectious Diseases Research	93.855	University of Kentucky	PO# 78000006341	—	134,484
Allergy and Infectious Diseases Research	93.855	University of Michigan	SUBK00010186	—	(391)
Allergy and Infectious Diseases Research	93.855	University of North Carolina at Chapel Hill	5122356	—	29,626
Allergy and Infectious Diseases Research	93.855	University of North Carolina at Chapel Hill	5125070-01	—	527,098
Allergy and Infectious Diseases Research	93.855	University of North Carolina at Chapel Hill	5125072-01	—	535,793
Allergy and Infectious Diseases Research	93.855	University of Texas, Medical Branch at Galveston	22-86081-01-01	—	24,812
Allergy and Infectious Diseases Research	93.855	University of Washington	UWSC12290 BPO No: 51832	—	143,614
Allergy and Infectious Diseases Research	93.855	University of Wisconsin - Madison	815K010	—	(50)
Allergy and Infectious Diseases Research	93.855	University of Wisconsin - Madison	815K010-05	—	12,805
Allergy and Infectious Diseases Research	93.855	University of Wisconsin - Madison	844K712	—	18,704
Allergy and Infectious Diseases Research	93.855	University of Calgary	10034797	—	33,984
Allergy and Infectious Diseases Research	93.855	Virogenomics BioDevelopment, Inc.	SRA-22-137-01	—	140,114
Subtotal Assistance listing 93.855				—	12,070,361

OREGON HEALTH & SCIENCE UNIVERSITY
Schedule of Expenditures of Federal Awards
Year ended June 30, 2023

Federal grantor/pass-through grantor/program or cluster title	Assistance listing number	Pass-through entity name	Pass-through entity identifying number	Passed through to subrecipients	Total federal expenditures
Biomedical Research and Research Training	93.859	Johns Hopkins University	2003723463	\$ —	3,473
Biomedical Research and Research Training	93.859	Johns Hopkins University	2004893617	—	41,880
Biomedical Research and Research Training	93.859	Johns Hopkins University	2005308324	—	38,078
Biomedical Research and Research Training	93.859	Northwest Portland Area Indian Health Board	C22-51	—	130,897
Biomedical Research and Research Training	93.859	Portland State University	100201	—	71,661
Biomedical Research and Research Training	93.859	University of Oregon	217930A-01	—	13,251
Biomedical Research and Research Training	93.859	University of Pittsburgh	AWD00000919 (133343-2)	—	186,099
Biomedical Research and Research Training	93.859	University of Pittsburgh	AWD00004612 (136781-3)	—	24,656
Biomedical Research and Research Training	93.859	University of Washington	UWSC-10441 BPO30956	—	12,753
Biomedical Research and Research Training	93.859	University of Wisconsin – Madison	000000856	—	130,430
Biomedical Research and Research Training	93.859	Willamette University	R15GM132845-OHSU	—	16,880
Subtotal Assistance listing 93.859				—	670,058
Emerging Infections Sentinel Networks	93.860	Olive View-UCLA Education & Research Institute (ER	#22-18	—	85,482
Subtotal Assistance listing 93.860				—	85,482
Child Health and Human Development Extramural Research	93.865	21st Century Medicine	SRA-21-047	—	5,739
Child Health and Human Development Extramural Research	93.865	Beckman Research Institute of the City of Hope	62876.2008391.669301	—	(65,376)
Child Health and Human Development Extramural Research	93.865	Brandeis University	GR404243_OHSU	—	81,024
Child Health and Human Development Extramural Research	93.865	Children's Research Institute	30003736	—	1,650
Child Health and Human Development Extramural Research	93.865	Children's Research Institute	30005547-07	—	51,566
Child Health and Human Development Extramural Research	93.865	Children's Research Institute	30005550-04	—	14,587
Child Health and Human Development Extramural Research	93.865	Children's Research Institute	-30007487-01	—	2,762
Child Health and Human Development Extramural Research	93.865	Columbia University	PO SAPO G13389	—	13,532
Child Health and Human Development Extramural Research	93.865	Curators of the University of Missouri	C00075381-2	—	(3,706)
Child Health and Human Development Extramural Research	93.865	Florida State University	R000002892	—	38,037
Child Health and Human Development Extramural Research	93.865	Florida State University	R000003145-01	—	20,010
Child Health and Human Development Extramural Research	93.865	Joan & Sanford I Weill Medical College	203535	—	56
Child Health and Human Development Extramural Research	93.865	Joan & Sanford I Weill Medical College	211631	—	21,821
Child Health and Human Development Extramural Research	93.865	Joan & Sanford I Weill Medical College	211631; R21HD103956; Daylon	—	4,666
Child Health and Human Development Extramural Research	93.865	Kaiser Permanente Center for Health Research	O0530576-OHSU	—	52,126
Child Health and Human Development Extramural Research	93.865	Magee-Womens Research Institute & Foundation	2662	—	354,912
Child Health and Human Development Extramural Research	93.865	Michigan State University	RC110677OHSU	—	2,762
Child Health and Human Development Extramural Research	93.865	Ohio State University	GR125231/SPC-100005926	—	238,724
Child Health and Human Development Extramural Research	93.865	Oregon State University	P0538A-A	—	219,236
Child Health and Human Development Extramural Research	93.865	Oregon State University	P0551A-A	—	132,532
Child Health and Human Development Extramural Research	93.865	Regents of the University of Minnesota	N009706501-01	—	19,807
Child Health and Human Development Extramural Research	93.865	RTI International	C000626487	—	(228)
Child Health and Human Development Extramural Research	93.865	Seattle Children's Research Institute	12734SUB	—	93,566
Child Health and Human Development Extramural Research	93.865	Stanford University	62715654-194562	—	147,906
Child Health and Human Development Extramural Research	93.865	University of California, Los Angeles	0865 G XA999	—	179,730
Child Health and Human Development Extramural Research	93.865	University of California, San Francisco	13559sc-01	—	71,311
Child Health and Human Development Extramural Research	93.865	University of North Carolina at Chapel Hill	5110333	—	(20,863)
Child Health and Human Development Extramural Research	93.865	University of North Carolina at Chapel Hill	5122930	—	292,966
Child Health and Human Development Extramural Research	93.865	University of Pennsylvania	579920 RIS#49906	—	1,500
Child Health and Human Development Extramural Research	93.865	University of Texas at Austin	UT420-000198	—	41,690
Child Health and Human Development Extramural Research	93.865	University of Virginia	GB10318.P0#2120208	—	1,568
Child Health and Human Development Extramural Research	93.865	University of Wisconsin – Madison	0000002262	—	15,373
Child Health and Human Development Extramural Research	93.865	University of Missouri	C00080409-1	—	276,431
Child Health and Human Development Extramural Research	93.865	Washington State University	14131-SPC004003	—	15,913
Subtotal Assistance listing 93.865				—	2,321,068
Aging Research	93.866	APDM Inc	RSA-02-NIH005-P2	—	10,033
Aging Research	93.866	Brown University	00001355	—	96,924
Aging Research	93.866	Brown University	00001357	—	195,647
Aging Research	93.866	Brown University	00001373	—	(5,285)
Aging Research	93.866	Brown University	00001585	—	17,248
Aging Research	93.866	Brown University	00001592	—	(17,248)
Aging Research	93.866	Brown University	00001945	11,588	106,107
Aging Research	93.866	California Pacific Medical Center Research Institute	-03	—	14,111
Aging Research	93.866	California Pacific Medical Center Research Institute	280201018-S243 PO 28000007733	19,503	19,503
Aging Research	93.866	California Pacific Medical Center Research Institute	280201018-S243 PO 28000007733	2,383,770	2,466,557
Aging Research	93.866	California Pacific Medical Center Research Institute	280201024-S283	—	130,111
Aging Research	93.866	California Pacific Medical Center Research Institute	(blank)	—	567,972
Aging Research	93.866	Cleveland Clinic Lerner College of Medicine/CWRU	1341-SUB	—	478
Aging Research	93.866	Cleveland Clinic Lerner College of Medicine/CWRU	1462-SUB	—	10,864
Aging Research	93.866	Emory University	A652260-01	—	61,093
Aging Research	93.866	Icahn School of Medicine Mount Sinai	0255-E311-4609	—	5,167
Aging Research	93.866	Life Analytics, Inc	L4001	—	27,830
Aging Research	93.866	Mayo Clinic Rochester	ORE-275342/PO #67666973	—	50,554
Aging Research	93.866	Michigan State University	RC112483B	—	45,424
Aging Research	93.866	Northwestern University	60047610 OHSU	—	18,339
Aging Research	93.866	Northwestern University	60048332 OHSU	—	5,713
Aging Research	93.866	Northwestern University	60054405 OHSU	—	2,899

OREGON HEALTH & SCIENCE UNIVERSITY
Schedule of Expenditures of Federal Awards
Year ended June 30, 2023

Federal grantor/pass-through grantor/program or cluster title	Assistance listing number	Pass-through entity name	Pass-through entity identifying number	Passed through to subrecipients	Total federal expenditures
Aging Research	93.866	Pennington Biomedical Research Center	PB210020-AG073204-OHSU-01	\$ —	27,621
Aging Research	93.866	Pennsylvania State University	5974-OSHU-DHHS-0408	—	10,464
Aging Research	93.866	Regents of the University of Minnesota	N006909401	—	219,981
Aging Research	93.866	Rush-Presbyterian St. Luke's Medical Center	L03030302	—	220,658
Aging Research	93.866	Seattle Institute for Biomedical and Clinical Research	BW218-OHSU-5	—	219,093
Aging Research	93.866	Seattle Institute for Biomedical and Clinical Research	BW218S-OHSU-1	—	8,113
Aging Research	93.866	Seattle Institute for Biomedical and Clinical Research	CD39-OHSU	—	53,480
Aging Research	93.866	University of California, San Francisco	R0114387sc-01	—	13,006
Aging Research	93.866	University of Illinois at Chicago	18240	—	24,803
Aging Research	93.866	University of Illinois at Chicago	19379	—	57,081
Aging Research	93.866	University of Kentucky Research Foundation	3200002468-19-276	—	65,517
Aging Research	93.866	University of Maryland	103379-Q1024301	—	(1,206)
Aging Research	93.866	University of Oregon	217390A	—	91,917
Aging Research	93.866	University of Oregon	217810A	—	59,087
Aging Research	93.866	University of Pennsylvania	577437 PO 4714700	—	(7,737)
Aging Research	93.866	University of Pennsylvania	582392	—	64,734
Aging Research	93.866	University of Pittsburgh	AWD00002717 (134965-1)	—	17,142
Aging Research	93.866	University of Southern California	105584954	—	161,943
Aging Research	93.866	University of Southern California	128018234	—	20,000
Aging Research	93.866	University of Southern California	129121678	—	52,611
Aging Research	93.866	University of Southern California	129188513	—	99,673
Aging Research	93.866	University of Southern California	79634019	—	9,762
Aging Research	93.866	University of Tennessee Health Science Center	23-0899-OHSU	—	11,291
Aging Research	93.866	University of Tennessee Health Science Center	23-0903-OHSU	—	10,893
Aging Research	93.866	University of Texas, Hlth Science Center at San Antonio	171238/171237	—	317,490
Aging Research	93.866	University of Washington	UWSC12991 BPO 58554	—	26,427
Aging Research	93.866	University of Washington	UWSC13602-01	—	(4,262)
Aging Research	93.866	University of Washington	UWSC13602-02	—	21,859
Aging Research	93.866	University of Wisconsin – Madison	0000001237	—	148,465
Aging Research	93.866	University of Wisconsin – Madison	0000001970	—	6,524
Aging Research	93.866	University of Wisconsin – Madison	0000002990-01	—	6,981
Aging Research	93.866	Wake Forest University School of Medicine	1264-33664-11000000619	—	102,546
Aging Research	93.866	Wake Forest University School of Medicine	1374-33664-10000336752	—	92,055
Aging Research	93.866	Washington University	WU-22-0213	—	20,951
Aging Research	93.866	Washington University	WU-23-0144	—	88,017
Aging Research	93.866	Washington University	WU-23-0197	—	11,767
Subtotal Assistance listing 93.866				<u>2,414,861</u>	<u>6,168,788</u>
Vision Research	93.867	Children's Hospital of Philadelphia	3201580224/PO# 20289921	—	67,319
Vision Research	93.867	Indiana University	9281	—	(30,001)
Vision Research	93.867	Indiana University	9281 PO0546673	—	143,244
Vision Research	93.867	Jaeb Center for Health Research Inc	Contract ID 1731	—	4,184
Vision Research	93.867	Jaeb Center for Health Research Inc	Contract ID 1783	—	4,804
Vision Research	93.867	Jaeb Center for Health Research Inc	None	—	12,647
Vision Research	93.867	Legacy Emanuel Hospital & Health Center	2021-SLM-04	—	2,943
Vision Research	93.867	Massachusetts General Hosp	237342	—	33,002
Vision Research	93.867	New York University	19-A1-00-1002612	—	3,302
Vision Research	93.867	New York University School of Medicine	19-A0-00-006701	—	47,001
Vision Research	93.867	New York University School of Medicine	19-A3-00-006701 #113107	—	16,527
Vision Research	93.867	New York University School of Medicine	(blank)	—	27,718
Vision Research	93.867	Northwestern University	60060095 OHSU	—	26,846
Vision Research	93.867	Oregon State University	P0521A-A	—	(15,471)
Vision Research	93.867	Oregon State University	P0555A-A	—	270,311
Vision Research	93.867	Portland State University	(blank)	—	26,447
Vision Research	93.867	Stanford University	62893497-245349	—	30,964
Vision Research	93.867	University of Alabama at Birmingham	000517548-SC002	—	47,684
Vision Research	93.867	University of Maryland, Baltimore	000524503-SC001-03	—	46,800
Vision Research	93.867	University of Maryland, Baltimore	20697; PO 1000013388	—	98,514
Vision Research	93.867	University of Southern California	HHS00090-03	—	53,694
Vision Research	93.867	University of Wisconsin – Madison	000000030	—	48,420
Vision Research	93.867	University of Miami	OS00000469 PO SPC-000000	—	223,827
Subtotal Assistance listing 93.867				<u>—</u>	<u>1,190,726</u>
Medical Library Assistance	93.879	Mayo Clinic Rochester	ORE-286217/PO #68829823	—	214,749
Medical Library Assistance	93.879	National Network Library of Medicine – Pacific Northwest	None	—	(48)
Medical Library Assistance	93.879	National Network of Libraries of Medicine, University of WA	None	—	787
Medical Library Assistance	93.879	University of North Carolina at Chapel Hill	5123682	—	8,195
Subtotal Assistance listing 93.879				<u>—</u>	<u>223,685</u>
Primary Care Training and Enhancement	93.884	University of California, San Diego	704925	—	16,554
Subtotal Assistance listing 93.884				<u>—</u>	<u>16,554</u>

OREGON HEALTH & SCIENCE UNIVERSITY
Schedule of Expenditures of Federal Awards
Year ended June 30, 2023

Federal grantor/pass-through grantor/program or cluster title	Assistance listing number	Pass-through entity name	Pass-through entity identifying number	Passed through to subrecipients	Total federal expenditures
National Bioterrorism Hospital Preparedness Program	93.889	University of California, San Francisco	11608sc	\$ —	92,957
Subtotal Assistance listing 93.889				—	92,957
Block Grants for Community Mental Health Services	93.958	Oregon Health Authority	171010	—	212,558
Subtotal Assistance listing 93.958				—	212,558
Medicare Access and CHIP Reauthorization Act (MACRA) Funding Opportunity: Measure Development for the Quality Payment Program	93.986	RAND Corporation	SCON-00000173 / SCON-00000329	—	(1,245)
Subtotal Assistance listing 93.986				—	(1,245)
International Research and Research Training	93.989	University of Cape Town	UCT00034468	—	42,621
International Research and Research Training	93.989	University of Cape Town	UCT32293	—	1,793
Subtotal Assistance listing 93.989				—	44,414
DHHS Programs	93.UNK	American College of Medical Toxicology	None	—	25,460
DHHS Programs	93.UNK	Ann & Robert H. Lurie Children's Hospital of Chicago	A20-0013-S001	—	(4,426)
DHHS Programs	93.UNK	Ann & Robert H. Lurie Children's Hospital of Chicago	A23-001-S002/GR001702-3	—	43,258
DHHS Programs	93.UNK	BLH Technologies, Inc.	Project Code 105096	—	61,666
DHHS Programs	93.UNK	Children's Oncology Group	APEC14B1	—	24,324
DHHS Programs	93.UNK	Comagine Health	4300.RE0.15.00001	—	5,683
DHHS Programs	93.UNK	Duke University	8308 BMS01 Site#OSU99	—	17,615
DHHS Programs	93.UNK	Duke University	PTN POP02-8485 OSU99	—	69,103
DHHS Programs	93.UNK	Duke University	SA-D401-02	—	65,446
DHHS Programs	93.UNK	Health Decisions Inc	IPM 056/ICN019B	—	115,991
DHHS Programs	93.UNK	Kaiser Foundation Research Institute	OOS030447-OHSU	—	14,781
DHHS Programs	93.UNK	Massachusetts General Hospital	237165	213,000	314,328
DHHS Programs	93.UNK	Massachusetts General Hospital	(blank)	117,900	220,708
DHHS Programs	93.UNK	OCHIN Inc	OT2HL158287	—	284,419
DHHS Programs	93.UNK	Ontario Institute for Cancer Research	P2022-0001	—	209,836
DHHS Programs	93.UNK	PPD Investigator Services LLC	None	—	11,546
DHHS Programs	93.UNK	RTI International	8-312-0214743-65893L	—	59,239
DHHS Programs	93.UNK	Seattle Biomedical Research Institute	75N03019C00070 / 12250	—	128,827
DHHS Programs	93.UNK	Seattle Children's Research Institute	12450SUB	—	221,674
DHHS Programs	93.UNK	Seattle Children's Research Institute	12451SUB	—	259,625
DHHS Programs	93.UNK	Seattle Children's Research Institute	12703SUB	—	3,437,142
DHHS Programs	93.UNK	Seattle Children's Research Institute	12704SUB	—	627,969
DHHS Programs	93.UNK	Seattle Children's Research Institute	12925	—	171,958
DHHS Programs	93.UNK	Seattle Children's Research Institute	No. 12935SUB	—	636,019
DHHS Programs	93.UNK	Seattle Children's Research Institute	TBN	—	36,774
DHHS Programs	93.UNK	University of Florida	SUB00003352 P0267714	—	177,807
DHHS Programs	93.UNK	University of Maryland	19557	—	19,996
DHHS Programs	93.UNK	University of Maryland	3001767 Ref.0713, PO1000006201	—	18,225
DHHS Programs	93.UNK	University of South Florida	6128-1009-00-G – PO#P000022212	—	162,559
DHHS Programs	93.UNK	University of Washington	UWSC11752 BPO46909	—	180,166
DHHS Programs	93.UNK	University of Montana	No. PG23-61299-01-01	—	20,988
DHHS Programs	93.UNK	Vanderbilt University	VUMC97776	—	4,887
DHHS Programs	93.UNK	Vanderbilt University Medical Center	109520	—	21,411
DHHS Programs	93.UNK	Vanderbilt University Medical Center	VUMC105657 IVY-5 Main	—	49,002
DHHS Programs	93.UNK	Vanderbilt University Medical Center	VUMC105657 IVY-SUNRISE	—	37,857
Subtotal Assistance listing 93.UNK				330,900	7,751,863
Subtotal Department of Health and Human Services (DHHS)				4,499,732	51,446,281
United States Department of Homeland Security (DHS)					
DHS Programs	97.UNK	Kaiser Foundation Research Institute	OOS030545-OHSU	—	1,292
Assistance to Firefighters Grant	97.UNK	Madigan Army Medical Center	W81K0222P0063	—	130,277
Subtotal United States Department of Homeland Security (DHS)				—	131,569
USAID Foreign Assistance for Programs Overseas	98.001	Eastern Virginia Medical School	UCS-20-004	—	223,593
Total Research and Development Cluster – Indirect Programs				4,499,732	54,093,801
Total Research and Development Cluster				58,470,120	369,931,662

OREGON HEALTH & SCIENCE UNIVERSITY
Schedule of Expenditures of Federal Awards

Year ended June 30, 2023

Federal grantor/pass-through grantor	Assistance listing number	Program or cluster title	Additional award identification	Passed through to subrecipients	Total federal expenditures
Other awards – Direct Programs:					
U.S. Department of Defense (DOD):					
U.S. Army Medical Research Acquisition Activity	12.420	Military Medical Research and Development		\$ 174,814	725,474
Department of the Navy:					
DOD Office of Naval Research	12.420	Military Medical Research and Development		—	70,446
Subtotal U.S. Department of Defense (DOD)				174,814	795,920
U.S. Department of Veterans Affairs (VA)					
U.S. Dept of Veterans Affairs DVA	64.UNK	VA Programs	36C26020P0893 PO648C25278	—	139,565
U.S. Dept of Veterans Affairs DVA	64.UNK	VA Programs	36C26021N0379 Obligation # 648-C25195	—	26,845
U.S. Dept of Veterans Affairs DVA	64.UNK	VA Programs	36C26022P1009 / 648-C25382	—	285,674
Subtotal U.S. Dept of Veterans Affairs (VA)				—	452,084
U.S. Department of Health and Human Services (HHS):					
Administration for Children and Families:					
DHHS Administration for Children and Families – Office of Refugee Resettlement	93.604	Assistance for Torture Victims		—	611,951
DHHS Administration for Community Living	93.632	University Centers for Excellence in Developmental Disabilities Education, Research, and Service		—	631,367
Subtotal Administration for Children and Families				—	1,243,318
Centers for Disease Control and Prevention:					
DHHS CDCP	93.184	Disabilities Prevention		—	(15,734)
DHHS CDCP National Center on Birth Defects & Developmental Disabilities	93.184	Disabilities Prevention		—	438,440
DHHS CDCP National Center on Birth Defects & Developmental Disabilities	93.315	Rare Disorders: Research, Surveillance, Health Promotion, and Education		—	87,328
DHHS CDCP	93.946	Cooperative Agreements to Support State-Based Safe Motherhood and Infant Health Initiative Programs		45,041	180,985
Subtotal Centers for Disease Control and Prevention				45,041	691,019
Food and Drug Administration					
Food and Drug Administration	93.103	Food and Drug Administration Research		—	32,322
Subtotal Food and Drug Administration				—	32,322
Health Resources and Services Administration (HRSA):					
DHHS HRSA Bureau of Health Professions	93.107	Area Health Education Centers		803,519	1,337,562
DHHS HRSA Maternal and Child Health Bureau	93.110	Maternal and Child Health Federal Consolidated Programs		311,525	1,192,032
DHHS HRSA Maternal and Child Health Bureau	93.110	Maternal and Child Health Federal Consolidated Programs		—	631,025
DHHS HRSA Maternal and Child Health Bureau	93.127	Emergency Medical Services for Children		62,489	309,371
DHHS HRSA Office of Rural Health Policy	93.155	Rural Health Research Centers		49,736	230,125
DHHS HRSA Bureau of Health Professions	93.165	Grants to States for Loan Repayment Program		—	164,934
DHHS HRSA Office of Rural Health Policy	93.211	Telehealth Programs		—	500,005
DHHS Health Resources and Services Administration	93.224	Health Center Program Cluster		—	3,120,764
DHHS HRSA Bureau of Health Professions	93.236	Grants to States to Support Oral Health Workforce Activities		—	19,449
DHHS HRSA Office of Rural Health Policy	93.241	State Rural Hospital Flexibility Program		—	815,962
DHHS HRSA Bureau of Health Professions – Division of Nursing	93.247	Advanced Education Nursing Grant Program		—	755,445
DHHS HRSA Bureau of Health Professions	93.250	Geriatric Academic Career Awards Department of Health and Human Services		—	76,221
DHHS Health Resources and Services Administration	93.253	Poison Center Support and Enhancement Grant Program		—	368,349
DHHS HRSA Office of Rural Health Policy	93.301	Small Rural Hospital Improvement Grant Program		140,743	364,149
DHHS HRSA Bureau of Health Professions	93.359	Nurse Education, Practice Quality and Retention Grants		—	371,795
DHHS Health Resources and Services Administration	93.359	Nurse Education, Practice Quality and Retention Grants		—	595,400
DHHS Health Resources and Services Administration	93.493	Congressional Directives		—	314,118
COVID-19 Provider Relief Fund and American Rescue Plan (ARP) Rural Distribution	93.498	OHSU Period 4		—	7,752,802
COVID-19 Provider Relief Fund and American Rescue Plan (ARP) Rural Distribution	93.498	OHSU Period 5		—	24,332,756
COVID-19 Provider Relief Fund and American Rescue Plan (ARP) Rural Distribution	93.498	Tuality Healthcare dba OHSU Health Hillsboro Medical Center – Period 4		—	550,593
COVID-19 Provider Relief Fund and American Rescue Plan (ARP) Rural Distribution	93.498	Tuality Healthcare dba OHSU Health Hillsboro Medical Center – Period 4		—	1,834,184
Subtotal Assistance listing 93.498				—	34,470,335
DHHS HRSA Maternal and Child Health Bureau	93.504	Family to Family Health Information Centers		—	140,136
DHHS Health Resources and Services Administration	93.912	Rural Health Care Services Outreach, Rural Health Network Development and Small Health Care Provider Quality Improvement		150,070	161,286
DHHS HRSA Office of Rural Health Policy	93.913	Grants to States for Operation of State Offices of Rural Health		—	218,067
DHHS HRSA HIV/AIDS Bureau	93.924	Ryan White HIV/AIDS Dental Reimbursement and Community Based Dental Partnership Grants		30,545	299,362
Subtotal Health Resources and Services Administration				1,548,627	46,655,892
Subtotal U.S. Department of Health and Human Services				1,593,668	48,622,551
Total Other awards – Direct Programs				1,768,482	49,870,555

OREGON HEALTH & SCIENCE UNIVERSITY
Schedule of Expenditures of Federal Awards
Year ended June 30, 2023

Federal grantor/pass-through grantor/program or cluster title	Assistance listing number	Pass-through entity name	Pass-through entity identifying number	Passed through to subrecipients	Total federal expenditures
Other awards – Indirect Programs:					
U.S. Department of Agriculture (USDA):					
Defense Programs	10.UNK	Valley Family Health Care	None-01	\$ —	10,696
Subtotal U.S. Department of Agriculture (USDA)				—	10,696
U.S. Department of Justice (DOJ):					
Crime Victim Assistance	16.575	Oregon Department of Justice	VOCA-FI-2020-OHSU-00010	—	199,761
Subtotal U.S. Department of Justice (DOJ)				—	199,761
U.S. Department of Transportation (DOT):					
National Priority Safety Programs	20.616	Oregon Department of Transportation	M1CPS-20-45-01	—	(23)
National Priority Safety Programs	20.616	Oregon Department of Transportation	M1CPS-22-45-01	—	46,586
National Priority Safety Programs	20.616	Oregon Department of Transportation	M1CPS-22-45-11 222	—	1,193
National Priority Safety Programs	20.616	Oregon Department of Transportation	M1CPS-22-45-11 333	—	1,189
National Priority Safety Programs	20.616	Oregon Department of Transportation	M1CPS-23-45-11 004	—	1,614
National Priority Safety Programs	20.616	Oregon Department of Transportation	M1CPS-23-45-11 005	—	1,508
National Priority Safety Programs	20.616	Oregon Department of Transportation	M1CPS-23-45-01	—	100,664
Subtotal U.S. Department of Transportation (DOT) – Highway Safety Cluster				—	152,731
U.S. Department of Health and Human Services (HHS):					
Blood Disorder Program: Prevention, Surveillance, and Research	93.080	American Thrombosis and Hemostasis Network	ATHN2020CDC-X-02	165,862	175,907
Blood Disorder Program: Prevention, Surveillance, and Research	93.080	American Thrombosis and Hemostasis Network	ATHN2020CDC-X-03	97,086	149,840
Subtotal Assistance listing 93.080				262,948	325,747
Prevention of Disease, Disability, and Death by Infectious Diseases	93.084	Research Foundation of SUNY	5-95509	—	52,589
Prevention of Disease, Disability, and Death by Infectious Diseases	93.084	Research Foundation of SUNY	6-92448	—	10,418
Prevention of Disease, Disability, and Death by Infectious Diseases	93.084	Research Foundation of SUNY	7-93075	—	5,822
Subtotal Assistance listing 93.084				—	68,829
Affordable Care Act (ACA) Personal Responsibility Education Program	93.092	Oregon Health Authority	163785-3	—	57,953
Affordable Care Act (ACA) Personal Responsibility Education Program	93.092	Oregon Health Authority	163785-4	—	181,768
Subtotal Assistance listing 93.092				—	239,721
Food and Drug Administration Research	93.103	Children's Hospital Los Angeles	RGF011721-A	—	26,071
Subtotal Assistance listing 93.103				—	265,792
Maternal and Child Health Federal Consolidated Programs	93.110	Boston University Medical Campus (BUMC)	4500003765	—	(3,379)
Maternal and Child Health Federal Consolidated Programs	93.110	Boston University Medical Campus (BUMC)	4500004210	—	8,041
Subtotal Assistance listing 93.110				—	4,662
Emergency Medical Services for Children	93.127	State University of New York at Buffalo	R1293043	—	2,907
Emergency Medical Services for Children	93.127	State University of New York at Buffalo	R1328413	—	14,683
Subtotal Assistance listing 93.127				—	17,590
Injury Prevention and Control Research and State and Community Based Programs	93.136	Oregon Health Authority	167851	25,910	226,928
Grants to States to Support Oral Health Workforce Activities	93.236	Oregon Health Authority	158331	—	87,943
Grants to States to Support Oral Health Workforce Activities	93.236	Oregon Health Authority	179455	—	217
Subtotal Assistance listing 93.236				—	88,160
Substance Abuse and Mental Health Services: Projects of Regional and National Significance	93.243	Oregon Health Authority	170742	—	234
Subtotal Assistance listing 93.243				—	234
Occupational Safety and Health Program	93.262	University of Washington	UWSC14229 BPO# 70140	—	9,747
Subtotal Assistance listing 93.262				—	9,747
Immunization Cooperative Agreements	93.268	Oregon Health Authority	170046	—	446,093
Immunization Cooperative Agreements	93.268	Oregon Health Authority	174035	—	276,214
Subtotal Assistance listing 93.268				—	722,307
Emerging Infections Programs	93.317	Oregon Health Authority	177014	—	57,036
Subtotal Assistance listing 93.262				—	57,036
Epidemiology and Laboratory Capacity for Infectious Diseases (ELC)	93.323	Oregon Health Authority	167782	—	45,861
Epidemiology and Laboratory Capacity for Infectious Diseases (ELC)	93.323	Oregon Health Authority	170015	—	608,963
Epidemiology and Laboratory Capacity for Infectious Diseases (ELC)	93.323	Oregon Health Authority	170829	—	123,000
Epidemiology and Laboratory Capacity for Infectious Diseases (ELC)	93.323	Oregon Health Authority	171766	—	55,823
Epidemiology and Laboratory Capacity for Infectious Diseases (ELC)	93.323	Oregon Health Authority	172347	—	4,989,459
Epidemiology and Laboratory Capacity for Infectious Diseases (ELC)	93.323	Oregon Health Authority	179754	—	15,095
Subtotal Assistance listing 93.323				—	5,838,201

OREGON HEALTH & SCIENCE UNIVERSITY
Schedule of Expenditures of Federal Awards
Year ended June 30, 2023

Federal grantor/pass-through grantor/program or cluster title	Assistance listing number	Pass-through entity name	Pass-through entity identifying number	Passed through to subrecipients	Total federal expenditures
Sickle Cell Treatment Demonstration Program	93.365	Center for Comprehensive Care & Diagnosis of Inherited Blood Disorders	CIBDIX2014HRSA-OHSU-08	\$ —	6,258
Sickle Cell Treatment Demonstration Program	93.365	Center for Comprehensive Care & Diagnosis of Inherited Blood Disorders	CIBDIX2021HRSA-OHSU-09	—	36,796
Subtotal Assistance listing 93.365				—	43,054
Medical Assistance Program	93.778	Oregon Department of Human Services	176862	—	4,176
Medical Assistance Program	93.778	Oregon Health Authority	158109 Work Order 2	47,934	234,114
Medical Assistance Program	93.778	Oregon Health Authority	176495	—	136,554
Medical Assistance Program	93.778	Virginia Department of Medical Assistance Services	IAG-431	—	8,117
Medical Assistance Program	93.778	Washington State Health Care Authority	K2572	—	151,495
Subtotal Assistance listing 93.778				47,934	534,456
Opioid STR	93.788	Oregon Health Authority	162151	—	476,171
Opioid STR	93.788	Oregon Health Authority	166100	—	648,822
Opioid STR	93.788	Oregon Health Authority	167939	—	244,847
Opioid STR	93.788	Oregon Health Authority	176938	—	166,725
Subtotal Assistance listing 93.788				—	1,536,565
Organized Approaches to Increase Colorectal Cancer Screening	93.800	Oregon Health Authority	166496-2	—	132,696
Subtotal Assistance listing 93.800				—	132,696
National Bioterrorism Hospital Preparedness Program	93.889	Oregon Health Authority	164867	31,700	67,457
National Bioterrorism Hospital Preparedness Program	93.889	Oregon Health Authority	171902-1	—	62,896
National Bioterrorism Hospital Preparedness Program	93.889	Oregon Health Authority	177532	—	6,300
National Bioterrorism Hospital Preparedness Program	93.889	Oregon Health Authority	179333	—	6,100
Subtotal Assistance listing 93.889				31,700	142,453
Cancer Prevention and Control Programs for State, Territorial and Tribal Organizations	93.898	Oregon Health Authority	154301-04	—	333,106
Subtotal Assistance listing 93.898				—	333,106
HIV Emergency Relief Project Grants	93.914	Multnomah County Health Department	HD-IGA-E-12022-2020	—	28
HIV Emergency Relief Project Grants	93.914	Multnomah County Health Department	HD-IGA-E-12023-2020	—	395
HIV Emergency Relief Project Grants	93.914	Multnomah County Health Department	HD-IGA-E-12025-2020	—	(12,053)
HIV Emergency Relief Project Grants	93.914	Multnomah County Health Department	HD-IGA-E-13882-2022	64,304	709,114
HIV Emergency Relief Project Grants	93.914	Multnomah County Health Department	HD-IGA-E-14118-2022	—	41,406
Subtotal Assistance listing 93.914				64,304	738,890
HIV Care Formula Grants	93.917	Multnomah County Health Department	HD-IGA-E-12041-2020	—	1,787
HIV Care Formula Grants	93.917	Multnomah County Health Department	HD-IGA-E-13895-2022	—	334,722
HIV Care Formula Grants	93.917	Multnomah County Health Department	HD-IGA-E-14119-2022	32,912	375,000
HIV Care Formula Grants	93.917	Multnomah County Health Department	HD-IGA-E-14119-2022-01	—	(100,029)
Subtotal Assistance listing 93.917				32,912	611,480
Block Grants for Prevention and Treatment of Substance Abuse	93.959	Oregon Health Authority	177827	—	61,203
Block Grants for Prevention and Treatment of Substance Abuse	93.959	Oregon Health Authority	178228	—	43,061
Subtotal Assistance listing 93.959				—	104,264
Block Grants for Community Mental Health Services	93.958	Oregon Health Authority, Health Services Division	170447	—	901,167
Subtotal Assistance listing 93.958				—	901,167
Maternal and Child Health Services Block Grant to the States	93.994	Oregon Health Authority	143021	—	22,818
Maternal and Child Health Services Block Grant to the States	93.994	Oregon Health Authority	143021-2	742,063	1,749,208
Subtotal Assistance listing 93.994				742,063	1,772,026
DHHS Programs	93.UNK	American Academy of Family Physicians Fnd	None	—	91
DHHS Programs	93.UNK	Comagine Health	4100.CEO.02	—	6,641
DHHS Programs	93.UNK	Lewin Group	TLG17010-5645.08	—	(4)
DHHS Programs	93.UNK	Oregon Health Authority	160370	—	103,167
Subtotal Assistance listing 93.UNK				—	109,895
Subtotal U.S. Department of Health and Human Services (HHS)				1,207,771	14,585,285
U.S. Department of Homeland Security (DHS):					
Federal Emergency Management Agency (FEMA)					
COVID-19 Disaster Grants – Public Assistance (Presidentially Declared Disasters)	97.036	Oregon Health Authority	OHSU	—	34,332,678
COVID-19 Disaster Grants – Public Assistance (Presidentially Declared Disasters)	97.036	Oregon Health Authority	Tuality	—	1,584,365
DHS Programs	97.UNK	International Association of Fire Chiefs	None	—	48,926
DHS Programs	97.UNK	New Ground Strategies	None	—	25,000
DHS Programs	97.UNK	Oregon Health Authority	172045	121,179	143,028
Subtotal U.S. Department of Homeland Security (DHS)				121,179	36,133,997
Total Other awards – Indirect Programs				1,328,950	51,082,470
Total Other Awards				3,097,432	100,953,025

OREGON HEALTH & SCIENCE UNIVERSITY

Schedule of Expenditures of Federal Awards

Year ended June 30, 2023

Federal grantor/pass-through grantor/program or cluster title	Assistance listing number	Program title	Passed through to subrecipients	Total Federal expenditures
Student Financial Assistance – Direct Programs:				
U.S. Department of Education	84.007	Federal Supplemental Educational Opportunity Grants (FSEOG)	\$ —	87,750
U.S. Department of Education	84.033	Federal Work-Study Program (FWS)	—	4,778
U.S. Department of Education	84.038	Federal Perkins Loan Program (FPL) (note 4)	—	2,291,956
U.S. Department of Education	84.063	Federal Pell Grant Program (PELL)	—	1,063,775
U.S. Department of Education	84.268	Federal Direct Student Loans – Subsidized	—	2,211,328
U.S. Department of Education	84.268	Federal Direct Student Loans – Unsubsidized	—	36,466,294
U.S. Department of Education	84.268	Federal Direct Parent Loans	—	643,521
U.S. Department of Education	84.268	Federal Direct Grad PLUS Loan	—	27,245,293
Assistance listing 84.268 Sub-total			—	66,566,436
U.S. Department of Education Total			—	70,014,695
U.S. Department of Health and Human Services (DHHS)	93.264	Nurse Faculty Loan Program (NFLP) (note 4)	—	1,893,750
U.S. Department of Health and Human Services (DHHS)	93.342	Health Professions Student Loan – Dental (note 4)	—	5,955,947
U.S. Department of Health and Human Services (DHHS)	93.342	Health Professions Student Loan – Primary Care Medical (note 4)	—	69,927
Assistance listing 93.342 Sub-total			—	6,025,874
U.S. Department of Health and Human Services (DHHS)	93.364	Nursing Student Loan – Undergraduate (note 4)	—	3,051,181
U.S. Department of Health and Human Services (DHHS)	93.364	Nursing Student Loan – Nursing Graduate (note 4)	—	252,067
Assistance listing 93.364 Sub-total			—	3,303,248
U.S. Department of Health and Human Services (DHHS) Total			—	11,222,872
Student Financial Assistance – Direct Programs Total			—	81,237,567
Federal Awards Total			\$ 61,567,552	552,122,254

See accompanying notes to schedule of expenditures of federal awards and independent auditors' report on compliance for each major federal program; report on internal control over compliance; and report on schedule of expenditures of federal awards required by the Uniform Guidance.

OREGON HEALTH & SCIENCE UNIVERSITY

Notes to Schedule of Expenditures of Federal Awards

Year ended June 30, 2023

(1) Basis of Presentation

The accompanying schedule of expenditures of federal awards (the Schedule) includes the federal award activity of Oregon Health & Science University (OHSU) under programs of the federal government for the year ended June 30, 2023. The federal award activity of OHSU includes the federal award activity of Tuality Healthcare, which is a component unit of OHSU. The information in this Schedule is presented in accordance with the requirements of Title 2 U.S. *Code of Federal Regulations* Part 200 (2 CFR 200), *Uniform Administrative Requirements, Cost Principles, and Audit Requirements for Federal Awards* (Uniform Guidance). Because the Schedule presents only a selected portion of the operations of OHSU, it is not intended to and does not present the financial position, changes in its financial position, or cash flows of OHSU.

(2) Summary of Significant Accounting Policies

Expenditures reported on the Schedule are reported on the accrual basis of accounting. Such expenditures are recognized following the cost principles contained in the Uniform Guidance, wherein certain types of expenditures are not allowable or are limited as to reimbursement. Negative amounts shown on the Schedule represent adjustments or credits made in the normal course of business to amounts reported as expenditures in prior years.

(3) Indirect Cost Rate

OHSU has elected not to use the 10% de minimis indirect cost rate allowed under the Uniform Guidance.

(4) Federal Student Loan Programs

The federal student loan programs listed below are administered directly by OHSU, and balances and transactions relating to these programs are included in OHSU's financial statements. The basis used to determine loans expended shown on the Schedule is the amount of new loans made or received during the fiscal year plus the balance of loans from previous years for which the federal government imposes continuing compliance requirements, plus any interest subsidy, cash, or administrative cost allowance received.

	Assistance listing number	Loans outstanding at the beginning of the fiscal year	New loans processed during the fiscal year	Administrative cost	Total loans on the schedule of expenditures of federal awards	Outstanding balance at June 30, 2023
Perkins loans	84.038	\$ 2,291,956	—	—	2,291,956	1,563,249
Nursing faculty loans	93.264	1,307,769	585,981	—	1,893,750	1,777,992
Health professional loans – Dental	93.342	5,403,167	552,780	—	5,955,947	5,343,668
Health professional loans – Primary care	93.342	69,927	—	—	69,927	59,682
Nursing student loans – Undergraduate	93.364	2,622,573	428,608	—	3,051,181	2,746,934
Nursing student loans – Graduate	93.364	223,899	28,168	—	252,067	234,444
		<u>\$ 11,919,291</u>	<u>1,595,537</u>	<u>—</u>	<u>13,514,828</u>	<u>11,725,969</u>

OREGON HEALTH & SCIENCE UNIVERSITY

Notes to Schedule of Expenditures of Federal Awards

Year ended June 30, 2023

(5) Student Financial Aid Expenditures and Administrative Costs

Student financial aid program expenditures represent payments to students, which include each program's cost sharing or matching amount. The student financial aid program expenditures include amounts representing administrative allowances. Administrative allowances totaling \$6,169 were claimed in the fiscal year ended June 30, 2023.

OREGON HEALTH & SCIENCE UNIVERSITY

Schedule of Findings and Questioned Costs

Year ended June 30, 2023

(1) Summary of Auditors' Results

- (a) The type of report issued on whether the financial statements were prepared in accordance with generally accepted accounting principles: **Unmodified**
- (b) Internal control deficiencies over financial reporting disclosed by the audit of the financial statements:
- Material weaknesses: **No**
 - Significant deficiencies: **None Reported**
- (c) Noncompliance that is material to the financial statements: **No**
- (d) Internal control deficiencies over the major programs disclosed by the audit:
- Material weaknesses: **No**
 - Significant deficiencies: **Yes**
- (e) Type of report issued on compliance for the major programs: **Unmodified**
- (f) Audit findings that are required to be reported in accordance with 2 CFR 200.516(a): **Yes**
- (g) The major programs:
- Research and Development Cluster – Various assistance listing numbers
 - Health Center Program Cluster – Assistance listing number 93.224
 - Epidemiology and Laboratory Capacity for Infectious Diseases (ELC) – Assistance listing number 93.323
 - COVID-19 Provider Relief Fund and American Rescue Plan (ARP) Rural Distribution – Assistance listing number 93.498
 - COVID-19 Disaster Grants - Public Assistance (Presidentially Declared Disasters) – Assistance listing number 97.036
- (h) Dollar threshold used to distinguish between Type A and Type B programs: **\$3,000,000**
- (i) Auditee qualified as a low-risk auditee: **Yes**

(2) Findings Relating to the Financial Statements Reported in Accordance with *Government Auditing Standards*

None.

OREGON HEALTH & SCIENCE UNIVERSITY
 Schedule of Findings and Questioned Costs
 Year ended June 30, 2023

(3) Findings and Questioned Costs Relating to Federal Awards

Finding #2023-001	
Finding Criteria	Discussion
Program Information	<p><i>Federal Program:</i> Research and Development Cluster</p> <p><i>Assistance Listing Numbers:</i> Various</p> <p><i>Federal Agencies:</i> Various</p> <p><i>Award Year:</i> Various</p>
Criteria or requirement	<p>According to 2 CFR 200.313(d)(1), property records must be maintained that include a description of the property, a serial number or other identification number, the source of funding for the property, who holds title, the acquisition date, and cost of the property, percentage of Federal participation in the project costs for the Federal award under which the property was acquired, the location, use and condition of the property, and any ultimate disposition data including the date of disposal and sale price of the property.</p> <p>Per Title 2, U.S. Code of Federal Regulations Part 200 (2 CRF 200), Uniform Administrative Requirements, Cost Principles, and Audit Requirements for Federal Award, (Subpart D, Section 200.303), the nonfederal entity must establish and maintain effective internal control over the Federal award that provides reasonable assurance that the non-Federal entity is managing the Federal award in compliance with Federal statutes, regulations, and the terms and conditions of the Federal award.</p>

OREGON HEALTH & SCIENCE UNIVERSITY

Schedule of Findings and Questioned Costs

Year ended June 30, 2023

Finding Criteria	Discussion
Condition found, including facts that support the deficiency identified in the finding and information to provide proper perspective for judging the prevalence and consequences of the finding	During our procedures over management's process of observing physical inventory of equipment, 2 of our 40 sample sections were found to have been disposed of without being removed from the inventory listing. Both of these pieces of equipment were indicated as counted during the inventory count despite being disposed of prior to the count date. These two pieces of equipment were significantly aged, had no estimated remaining fair market value, and related to grants that had ended several years ago. Therefore, there are no questioned costs related to the missing equipment.
Cause and possible asserted effect	The inventory count control was not operating effectively to detect and properly track the missing equipment. Failure to accurately count equipment and to maintain accurate property records may result in the University not properly safeguarding and maintaining equipment in accordance with Federal requirements.
Identification of questioned costs and how they were computed	None
Sample Statistically Valid	The sample was not intended to be, and was not, a statistically valid sample.
Repeat finding from prior year	No
Recommendation	We recommend management enhance their internal control processes and training of people performing inventory counts to ensure the data obtained during the inventory count is appropriately reviewed to ensure that count errors are detected and corrected.
Views of Responsible Officials	Management agrees with the finding noted in this report. Management has developed a corrective action plan and is in the process of improving processes and internal control systems to ensure that effective controls are in place over federally purchased equipment.